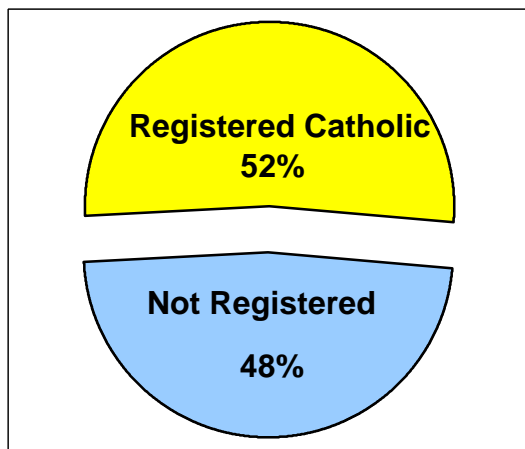


2000 U.S. Census Data - Report 2

Vicariate: Philadelphia - North

Cluster 14

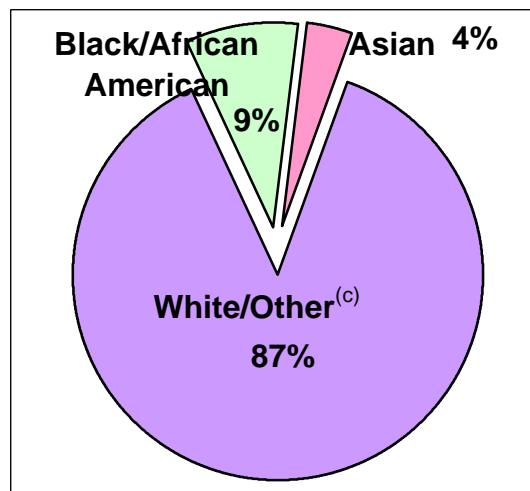
Based on the 2000 Census and 2000 Annual Pastoral Reports,
What share of the people living in the cluster territory are Catholic?



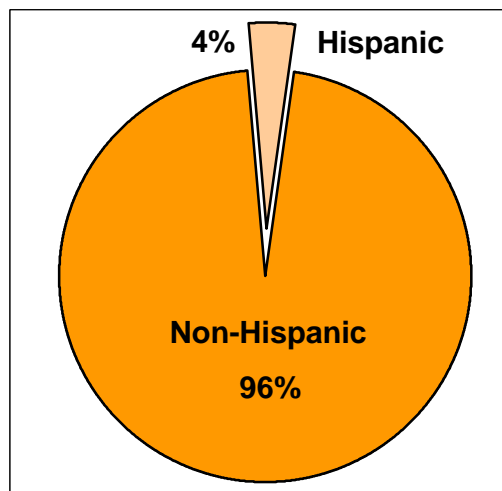
	Total	Reg. Catholic	Not. Reg.
Total	160,564	83,979	76,585
Asian	5,897	583	5,314
Black	14,211	129	14,082
White/Other	140,456	83,267	57,189
Hispanic	5,966	384	5,582
Non-Hispanic	154,598	83,595	71,003

Based on the 2000 Census, What racial groups live within the cluster boundaries?

Total Population by Race



Total Population by Hispanic Origin



Sources:

Archdiocese of Philadelphia, 2000 Annual Pastoral Reports.
U.S. Census Bureau, Census 2000 Redistricting Data (P.L. 94-171) Summary File, March 2001.

Notes:

- (a) Data are calculated by assigning each census block to a geography and aggregating all data for that geography.
- (b) Black/African American and Asian data shown for respondents who reported one race only.
- (c) White/Other includes White, American Indian/Alaskan Native, Native Hawaiian, Other Pacific Islander, Some Other Race, and people of two or more races.

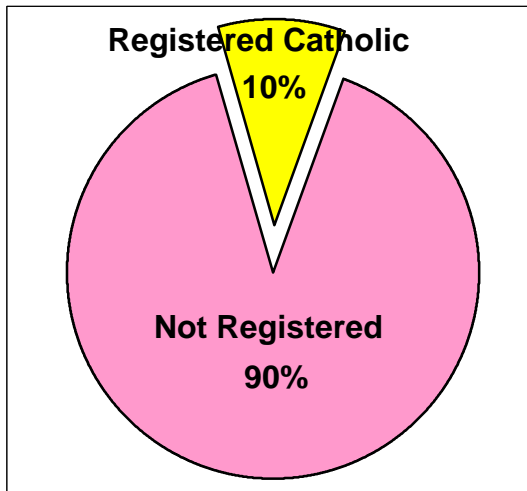
2000 U.S. Census Data - Report 2

Vicariate: Philadelphia - North

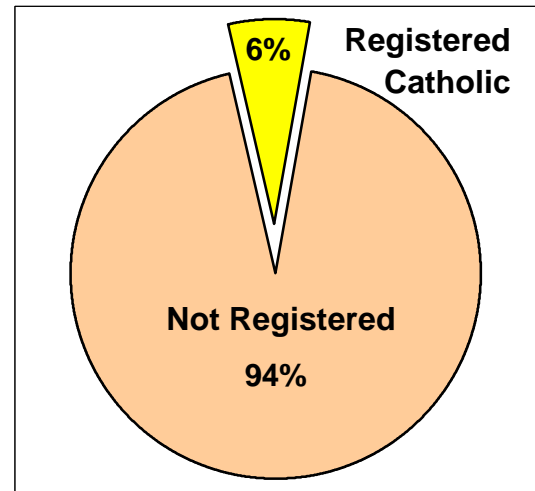
Cluster 14

Based on the 2000 Census and 2000 Annual Pastoral Reports,
What percentage of each group living in the cluster is Catholic?

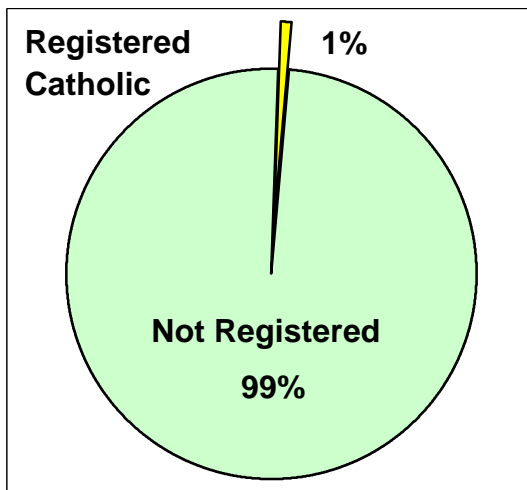
Asian



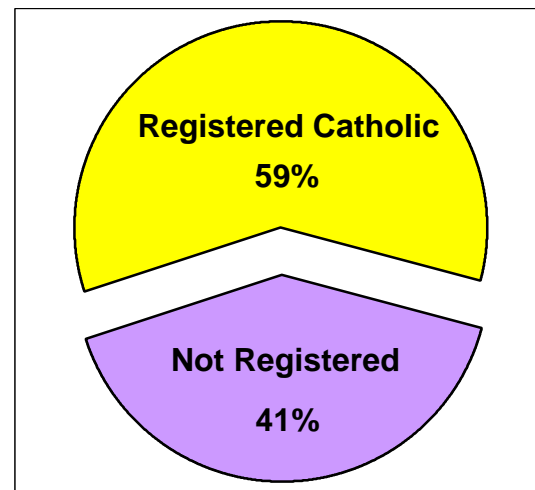
Hispanic



Black/African American



White/Other^(c)



Sources:

Archdiocese of Philadelphia, 2000 Annual Pastoral Reports.
U.S. Census Bureau, Census 2000 Redistricting Data (P.L. 94-171) Summary File, March 2001.

Notes:

- (a) Data are calculated by assigning each census block to a geography and aggregating all data for that geography.
- (b) Black/African American and Asian data shown for respondents who reported one race only.
- (c) White/Other includes White, American Indian/Alaskan Native, Native Hawaiian, Other Pacific Islander, Some Other Race, and people of two or more races.