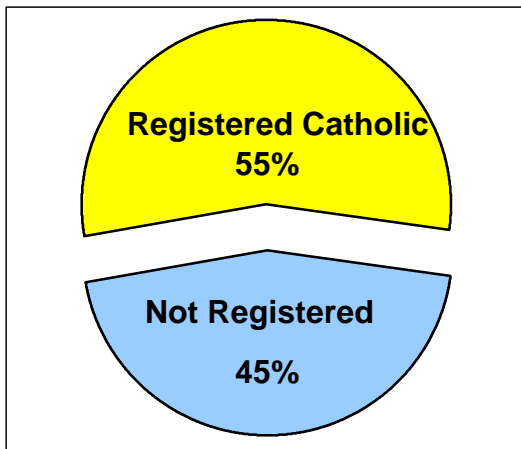


2000 U.S. Census Data - Report 2

Vicariate: Delaware County

Cluster 64

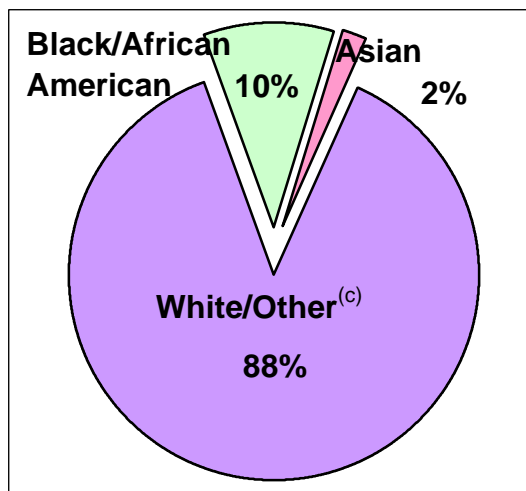
Based on the 2000 Census and 2000 Annual Pastoral Reports,
What share of the people living in the cluster territory are Catholic?



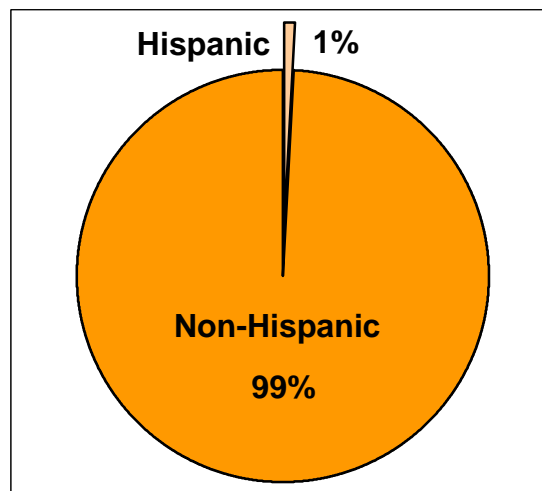
	<u>Total</u>	<u>Reg. Catholic</u>	<u>Not. Reg.</u>
Total	66,278	36,509	29,769
Asian	1,347	114	1,233
Black	6,837	100	6,737
White/Other	58,094	36,295	21,799
Hispanic	631	44	587
Non-Hispanic	65,647	36,465	29,182

Based on the 2000 Census, What racial groups live within the cluster boundaries?

Total Population by Race



Total Population by Hispanic Origin



Sources:

Archdiocese of Philadelphia, 2000 Annual Pastoral Reports.
U.S. Census Bureau, Census 2000 Redistricting Data (P.L. 94-171) Summary File, March 2001.

Notes:

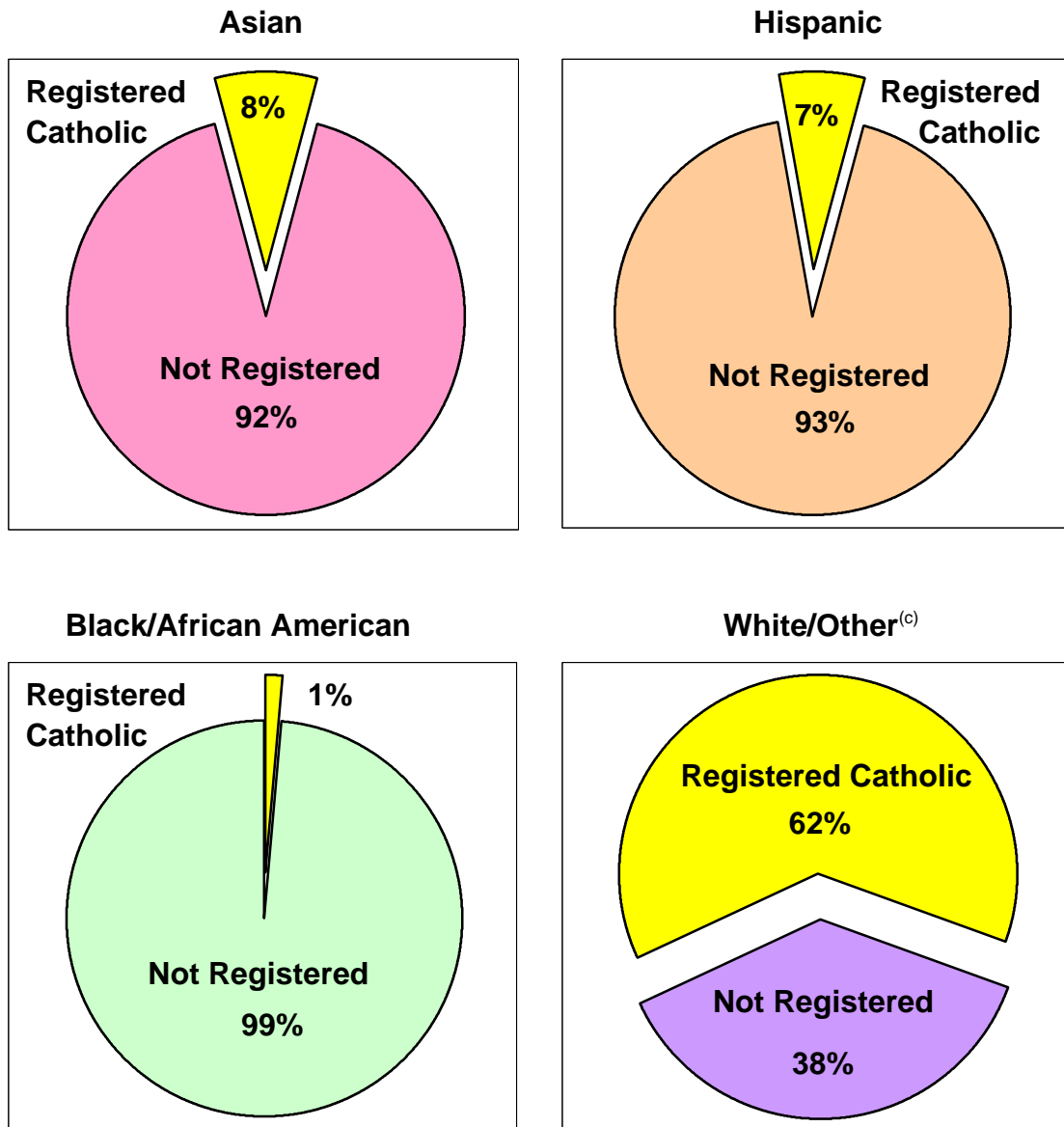
- (a) Data are calculated by assigning each census block to a geography and aggregating all data for that geography.
- (b) Black/African American and Asian data shown for respondents who reported one race only.
- (c) White/Other includes White, American Indian/Alaskan Native, Native Hawaiian, Other Pacific Islander, Some Other Race, and people of two or more races.

2000 U.S. Census Data - Report 2

Vicariate: Delaware County

Cluster 64

Based on the 2000 Census and 2000 Annual Pastoral Reports,
What percentage of each group living in the cluster is Catholic?



Sources:

Archdiocese of Philadelphia, 2000 Annual Pastoral Reports.

U.S. Census Bureau, Census 2000 Redistricting Data (P.L. 94-171) Summary File, March 2001.

Notes:

(a) Data are calculated by assigning each census block to a geography and aggregating all data for that geography.

(b) Black/African American and Asian data shown for respondents who reported one race only.

(c) White/Other includes White, American Indian/Alaskan Native, Native Hawaiian, Other Pacific Islander, Some Other Race, and people of two or more races.