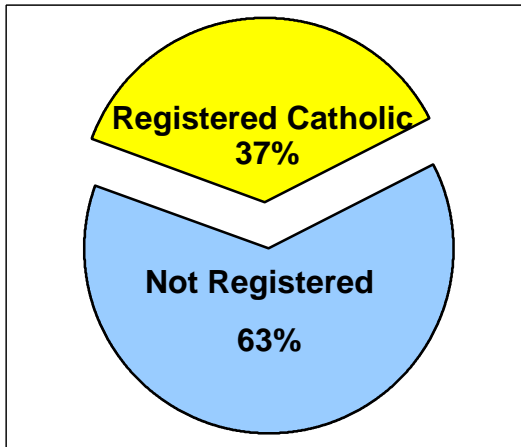


2000 U.S. Census Data - Report 2

Vicariate: Delaware County

Cluster 66

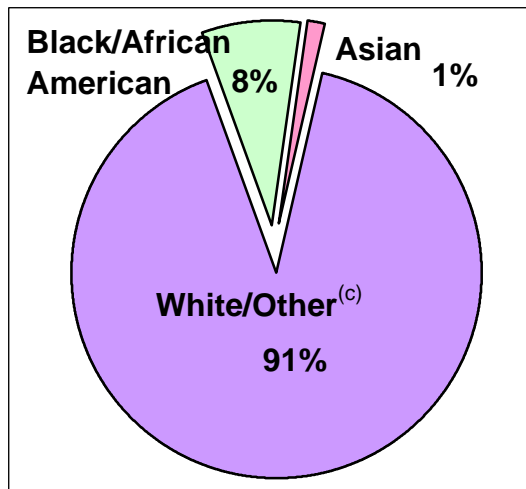
Based on the 2000 Census and 2000 Annual Pastoral Reports,
What share of the people living in the cluster territory are Catholic?



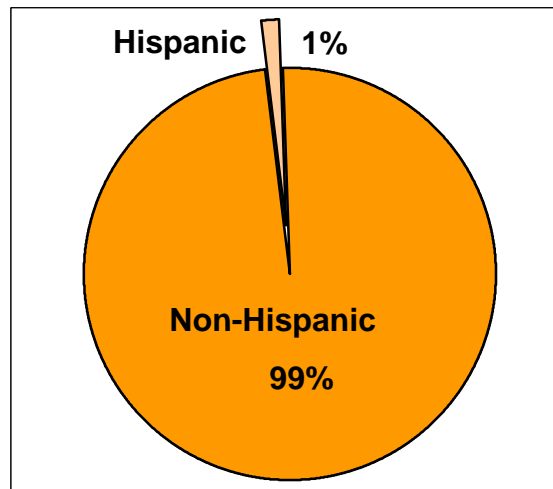
	Total	Reg. Catholic	Not. Reg.
Total	71,612	26,504	45,108
Asian	1,055	91	964
Black	5,580	25	5,555
White/Other	64,977	26,388	38,589
Hispanic	938	32	906
Non-Hispanic	70,674	26,472	44,202

Based on the 2000 Census, What racial groups live within the cluster boundaries?

Total Population by Race



Total Population by Hispanic Origin



Sources:

Archdiocese of Philadelphia, 2000 Annual Pastoral Reports.
U.S. Census Bureau, Census 2000 Redistricting Data (P.L. 94-171) Summary File, March 2001.

Notes:

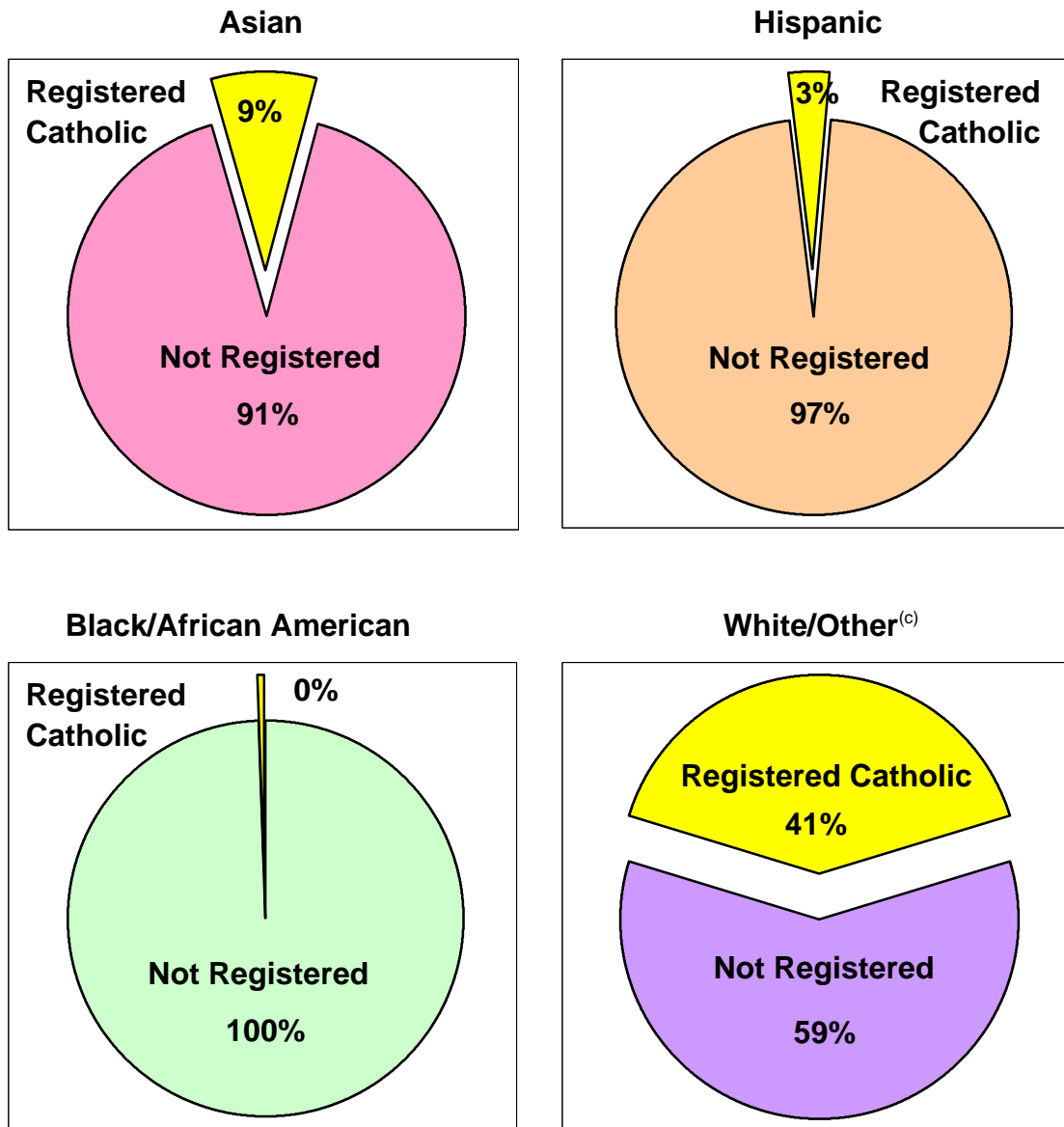
- (a) Data are calculated by assigning each census block to a geography and aggregating all data for that geography.
- (b) Black/African American and Asian data shown for respondents who reported one race only.
- (c) White/Other includes White, American Indian/Alaskan Native, Native Hawaiian, Other Pacific Islander, Some Other Race, and people of two or more races.

2000 U.S. Census Data - Report 2

Vicariate: Delaware County

Cluster 66

Based on the 2000 Census and 2000 Annual Pastoral Reports,
What percentage of each group living in the cluster is Catholic?



Sources:

Archdiocese of Philadelphia, 2000 Annual Pastoral Reports.
U.S. Census Bureau, Census 2000 Redistricting Data (P.L. 94-171) Summary File, March 2001.

Notes:

- (a) Data are calculated by assigning each census block to a geography and aggregating all data for that geography.
- (b) Black/African American and Asian data shown for respondents who reported one race only.
- (c) White/Other includes White, American Indian/Alaskan Native, Native Hawaiian, Other Pacific Islander, Some Other Race, and people of two or more races.