

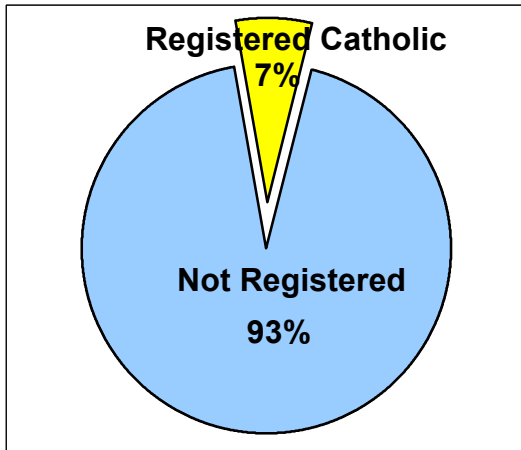
# 2000 U.S. Census Data - Report 2

Cluster: 18  
Vicariate: Philadelphia - North

FS#: 1095

Parish: **St. Benedict**

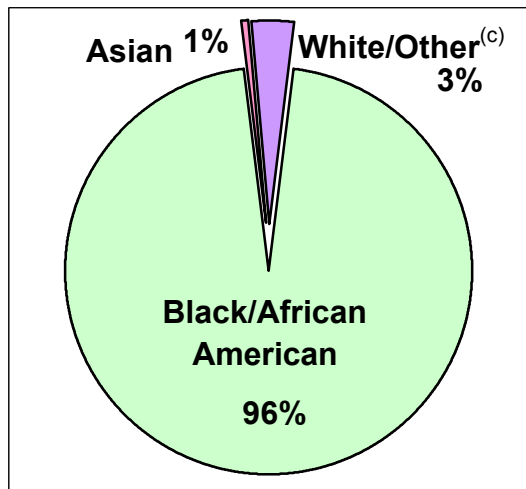
Based on the 2000 Census and 2000 Annual Pastoral Report,  
What share of the people living in the parish territory are Catholic?



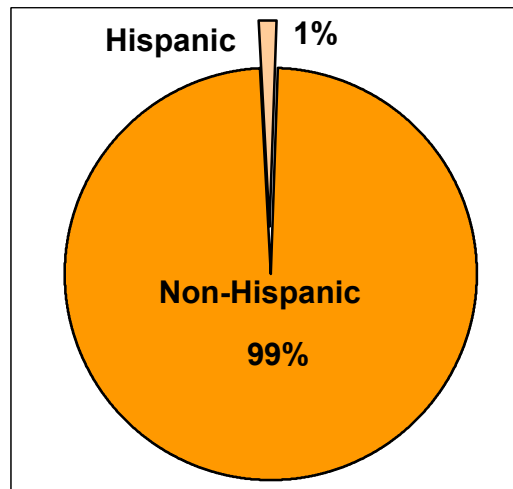
|                     | <u>Total</u> | <u>Reg. Catholic</u> | <u>Not. Reg.</u> |
|---------------------|--------------|----------------------|------------------|
| <b>Total</b>        | 17,691       | 1,200                | 16,491           |
| <b>Asian</b>        | 123          | -                    | 123              |
| <b>Black</b>        | 16,985       | 1,150                | 15,835           |
| <b>White/Other</b>  | 583          | 50                   | 533              |
| <b>Hispanic</b>     | 224          | -                    | 224              |
| <b>Non-Hispanic</b> | 17,467       | 1,200                | 16,267           |

Based on the 2000 Census, What racial groups live within the parish boundaries?

**Total Population by Race**



**Total Population by Hispanic Origin**



**Sources:**

Archdiocese of Philadelphia, 2000 Annual Pastoral Report.  
U.S. Census Bureau, Census 2000 Redistricting Data (P.L. 94-171) Summary File, March 2001.

**Notes:**

- (a) Data are calculated by assigning each census block to a geography and aggregating all data for that geography.
- (b) Black/African American and Asian data shown for respondents who reported one race only.
- (c) White/Other includes White, American Indian/Alaskan Native, Native Hawaiian, Other Pacific Islander, Some Other Race, and people of two or more races.

# 2000 U.S. Census Data - Report 2

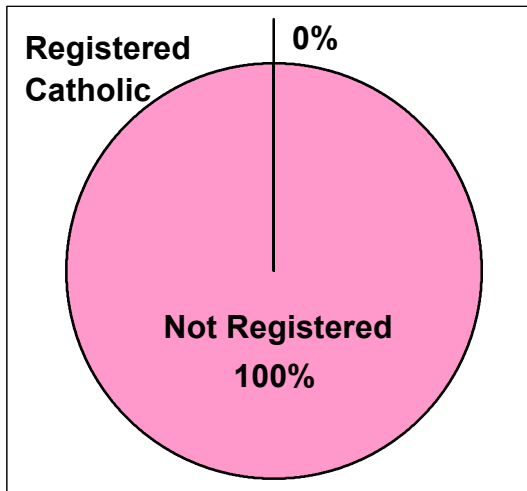
Cluster: 18  
Vicariate: Philadelphia - North

FS#: 1095

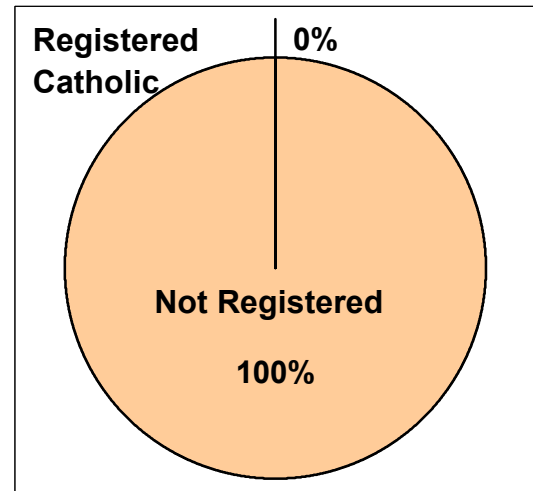
Parish: **St. Benedict**

Based on the 2000 Census and 2000 Annual Pastoral Report,  
What percentage of each group living in the parish is Catholic?

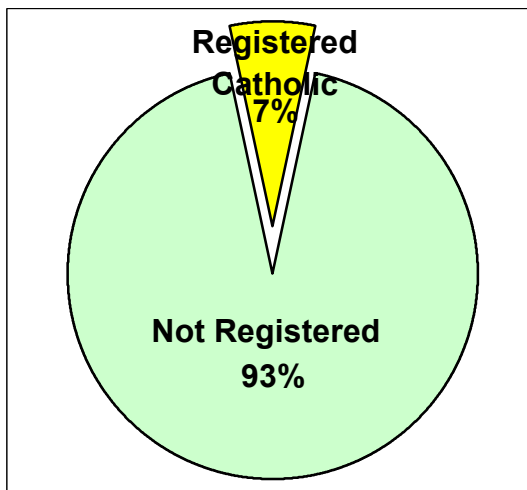
**Asian**



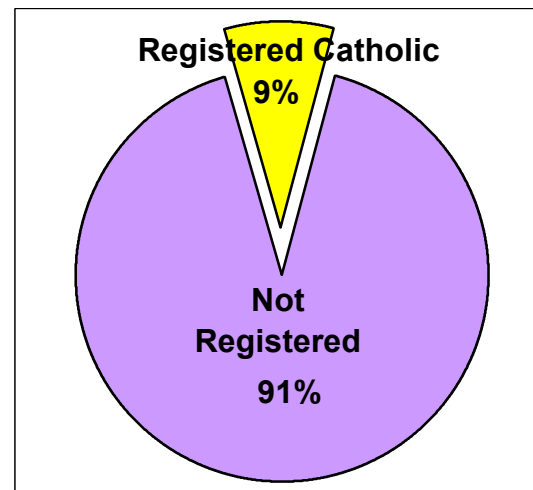
**Hispanic**



**Black/African American**



**White/Other<sup>(c)</sup>**



**Sources:**

Archdiocese of Philadelphia, 2000 Annual Pastoral Report.  
U.S. Census Bureau, Census 2000 Redistricting Data (P.L. 94-171) Summary File, March 2001.

**Notes:**

- (a) Data are calculated by assigning each census block to a geography and aggregating all data for that geography.
- (b) Black/African American and Asian data shown for respondents who reported one race only.
- (c) White/Other includes White, American Indian/Alaskan Native, Native Hawaiian, Other Pacific Islander, Some Other Race, and people of two or more races.