

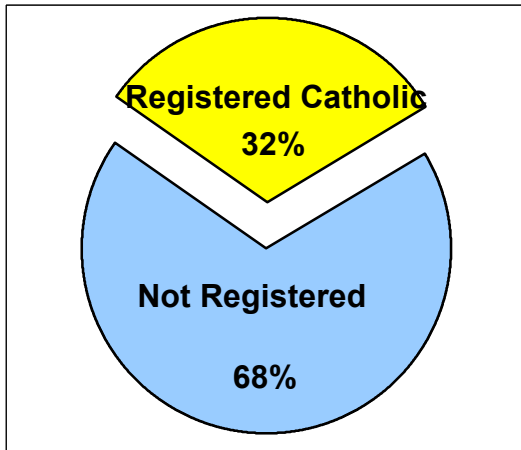
# 2000 U.S. Census Data - Report 2

Cluster: 17  
Vicariate: Philadelphia - North

FS#: 1340

Parish: **St. John the Baptist**

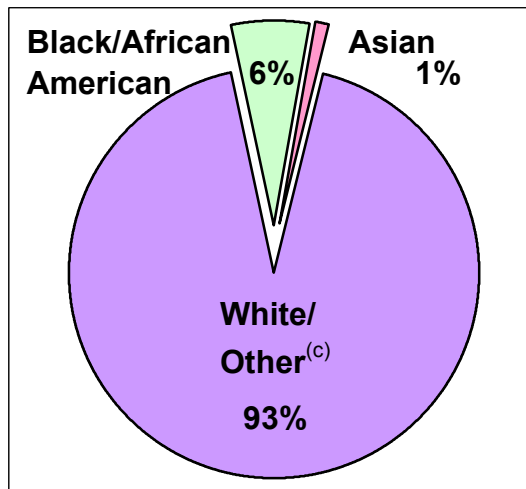
Based on the 2000 Census and 2000 Annual Pastoral Report,  
What share of the people living in the parish territory are Catholic?



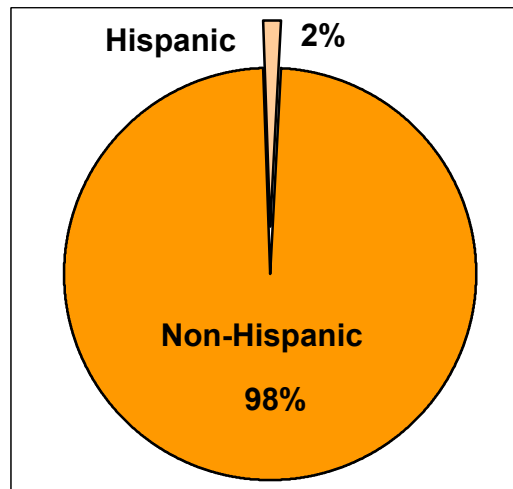
|                     | <u>Total</u> | <u>Reg. Catholic</u> | <u>Not. Reg.</u> |
|---------------------|--------------|----------------------|------------------|
| <b>Total</b>        | 16,150       | 5,109                | 11,041           |
| <b>Asian</b>        | 162          | 8                    | 154              |
| <b>Black</b>        | 990          | 4                    | 986              |
| <b>White/Other</b>  | 14,998       | 5,097                | 9,901            |
| <b>Hispanic</b>     | 246          | 2                    | 244              |
| <b>Non-Hispanic</b> | 15,904       | 5,107                | 10,797           |

Based on the 2000 Census, What racial groups live within the parish boundaries?

**Total Population by Race**



**Total Population by Hispanic Origin**



**Sources:**

Archdiocese of Philadelphia, 2000 Annual Pastoral Report.  
U.S. Census Bureau, Census 2000 Redistricting Data (P.L. 94-171) Summary File, March 2001.

**Notes:**

- (a) Data are calculated by assigning each census block to a geography and aggregating all data for that geography.
- (b) Black/African American and Asian data shown for respondents who reported one race only.
- (c) White/Other includes White, American Indian/Alaskan Native, Native Hawaiian, Other Pacific Islander, Some Other Race, and people of two or more races.

# 2000 U.S. Census Data - Report 2

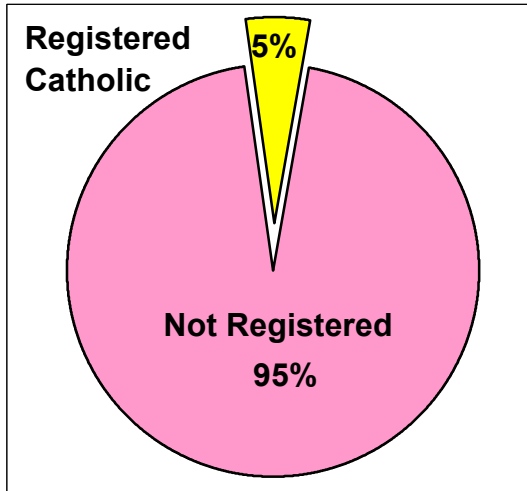
Cluster: 17  
Vicariate: Philadelphia - North

FS#: 1340

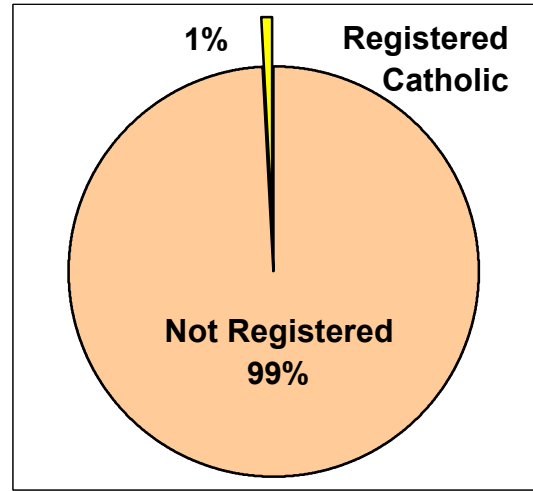
Parish: **St. John the Baptist**

Based on the 2000 Census and 2000 Annual Pastoral Report,  
What percentage of each group living in the parish is Catholic?

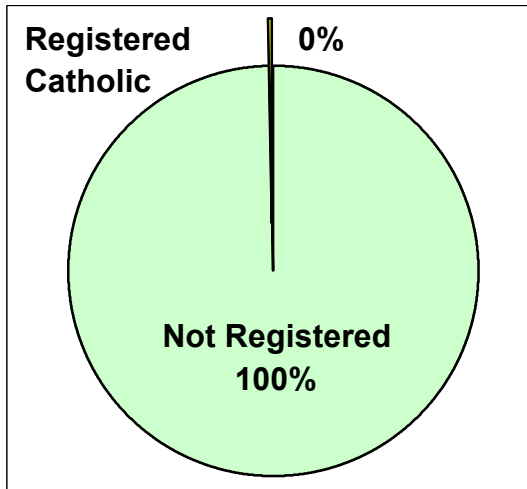
**Asian**



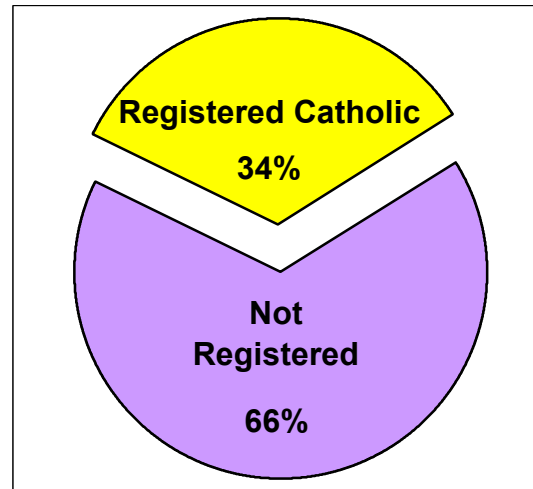
**Hispanic**



**Black/African American**



**White/Other<sup>(c)</sup>**



**Sources:**

Archdiocese of Philadelphia, 2000 Annual Pastoral Report.  
U.S. Census Bureau, Census 2000 Redistricting Data (P.L. 94-171) Summary File, March 2001.

**Notes:**

- (a) Data are calculated by assigning each census block to a geography and aggregating all data for that geography.
- (b) Black/African American and Asian data shown for respondents who reported one race only.
- (c) White/Other includes White, American Indian/Alaskan Native, Native Hawaiian, Other Pacific Islander, Some Other Race, and people of two or more races.