

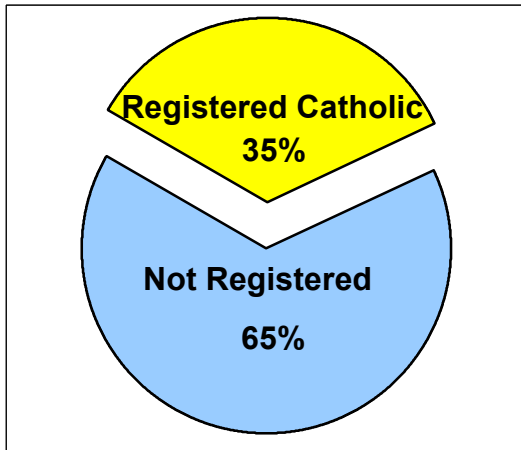
2000 U.S. Census Data - Report 2

Cluster: 24
Vicariate: Philadelphia - South

FS#: 1560

Parish: **St. Paul**

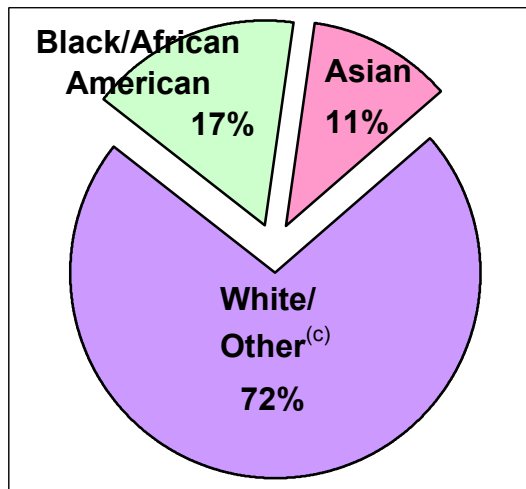
Based on the 2000 Census and 2000 Annual Pastoral Report,
What share of the people living in the parish territory are Catholic?



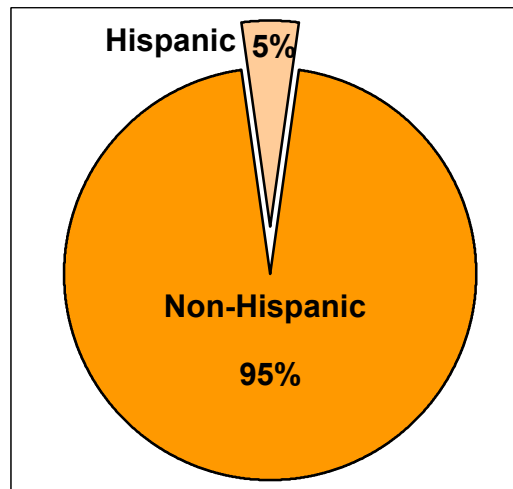
| | <u>Total</u> | <u>Reg. Catholic</u> | <u>Not. Reg.</u> |
|---------------------|--------------|----------------------|------------------|
| Total | 10,479 | 3,636 | 6,843 |
| Asian | 1,190 | 58 | 1,132 |
| Black | 1,737 | 65 | 1,672 |
| White/Other | 7,552 | 3,513 | 4,039 |
| Hispanic | 472 | 32 | 440 |
| Non-Hispanic | 10,007 | 3,604 | 6,403 |

Based on the 2000 Census, What racial groups live within the parish boundaries?

Total Population by Race



Total Population by Hispanic Origin



Sources:

Archdiocese of Philadelphia, 2000 Annual Pastoral Report.
U.S. Census Bureau, Census 2000 Redistricting Data (P.L. 94-171) Summary File, March 2001.

Notes:

- (a) Data are calculated by assigning each census block to a geography and aggregating all data for that geography.
- (b) Black/African American and Asian data shown for respondents who reported one race only.
- (c) White/Other includes White, American Indian/Alaskan Native, Native Hawaiian, Other Pacific Islander, Some Other Race, and people of two or more races.

2000 U.S. Census Data - Report 2

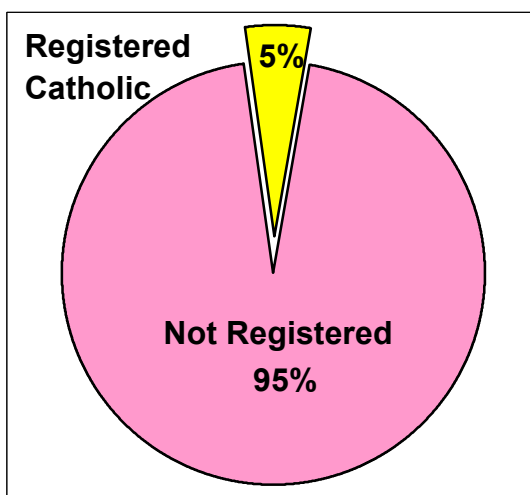
Cluster: 24
Vicariate: Philadelphia - South

FS#: 1560

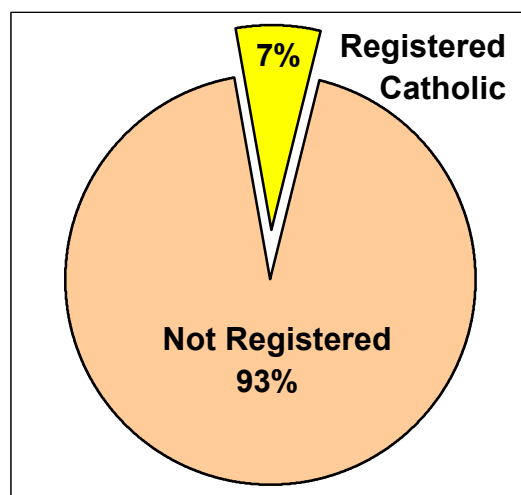
Parish: **St. Paul**

Based on the 2000 Census and 2000 Annual Pastoral Report,
What percentage of each group living in the parish is Catholic?

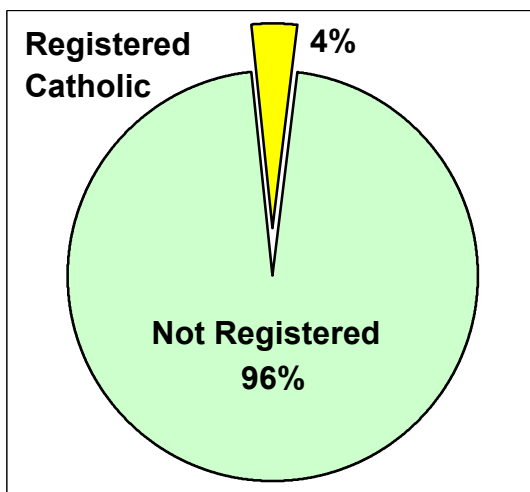
Asian



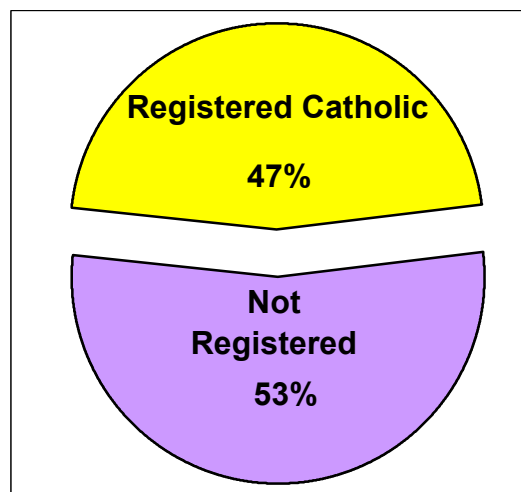
Hispanic



Black/African American



White/Other^(c)



Sources:

Archdiocese of Philadelphia, 2000 Annual Pastoral Report.
U.S. Census Bureau, Census 2000 Redistricting Data (P.L. 94-171) Summary File, March 2001.

Notes:

- (a) Data are calculated by assigning each census block to a geography and aggregating all data for that geography.
- (b) Black/African American and Asian data shown for respondents who reported one race only.
- (c) White/Other includes White, American Indian/Alaskan Native, Native Hawaiian, Other Pacific Islander, Some Other Race, and people of two or more races.