

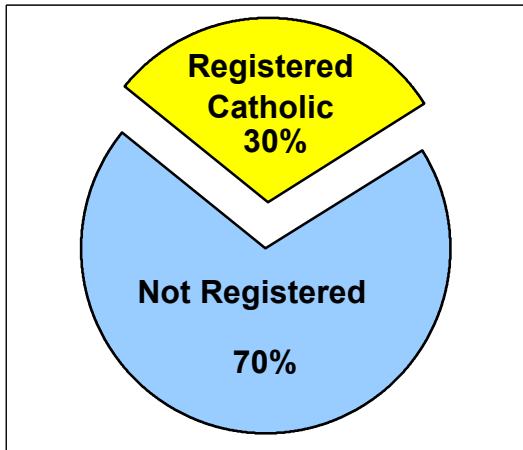
# 2000 U.S. Census Data - Report 2

Cluster: 73  
Vicariate: Montgomery

FS#: 2385

Parish: **St. Albert the Great**

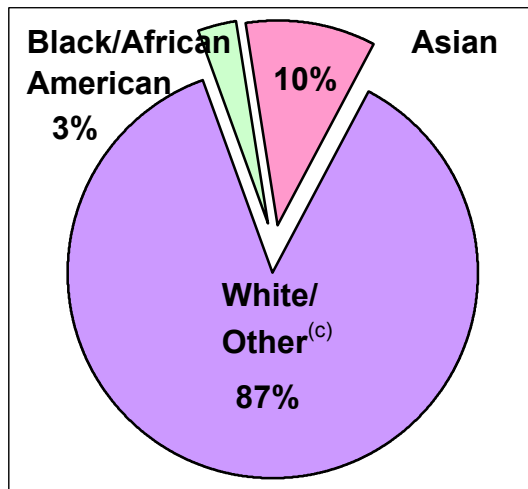
Based on the 2000 Census and 2000 Annual Pastoral Report,  
What share of the people living in the parish territory are Catholic?



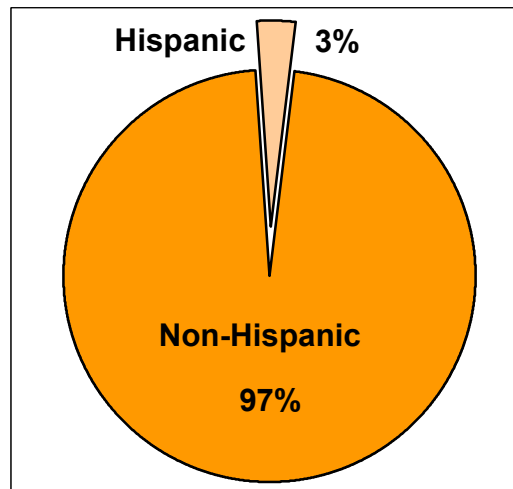
	<u>Total</u>	<u>Reg. Catholic</u>	<u>Not. Reg.</u>
<b>Total</b>	20,791	6,289	14,502
<b>Asian</b>	2,142	149	1,993
<b>Black</b>	611	13	598
<b>White/Other</b>	18,038	6,127	11,911
<b>Hispanic</b>	635	109	526
<b>Non-Hispanic</b>	20,156	6,180	13,976

Based on the 2000 Census, What racial groups live within the parish boundaries?

**Total Population by Race**



**Total Population by Hispanic Origin**



**Sources:**

Archdiocese of Philadelphia, 2000 Annual Pastoral Report.  
U.S. Census Bureau, Census 2000 Redistricting Data (P.L. 94-171) Summary File, March 2001.

**Notes:**

- (a) Data are calculated by assigning each census block to a geography and aggregating all data for that geography.
- (b) Black/African American and Asian data shown for respondents who reported one race only.
- (c) White/Other includes White, American Indian/Alaskan Native, Native Hawaiian, Other Pacific Islander, Some Other Race, and people of two or more races.

# 2000 U.S. Census Data - Report 2

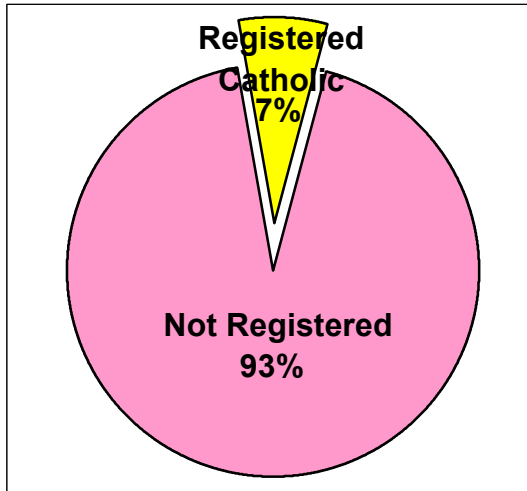
Cluster: 73  
Vicariate: Montgomery

FS#: 2385

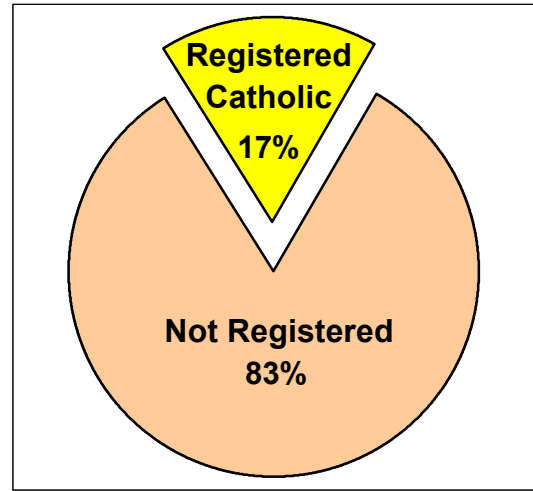
Parish: **St. Albert the Great**

Based on the 2000 Census and 2000 Annual Pastoral Report,  
What percentage of each group living in the parish is Catholic?

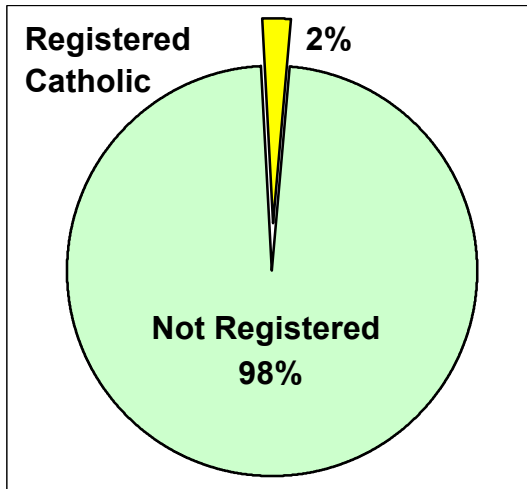
**Asian**



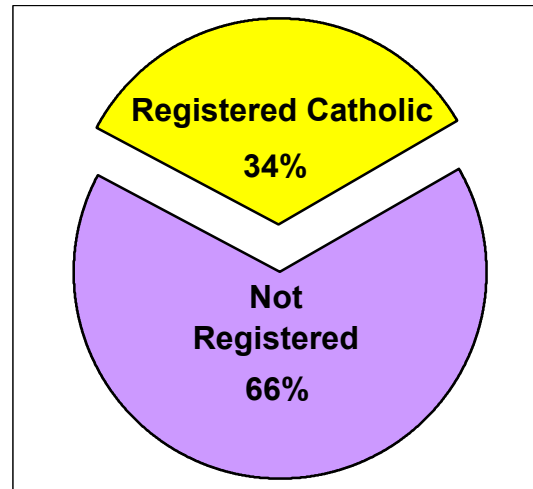
**Hispanic**



**Black/African American**



**White/Other<sup>(c)</sup>**



**Sources:**

Archdiocese of Philadelphia, 2000 Annual Pastoral Report.  
U.S. Census Bureau, Census 2000 Redistricting Data (P.L. 94-171) Summary File, March 2001.

**Notes:**

- (a) Data are calculated by assigning each census block to a geography and aggregating all data for that geography.
- (b) Black/African American and Asian data shown for respondents who reported one race only.
- (c) White/Other includes White, American Indian/Alaskan Native, Native Hawaiian, Other Pacific Islander, Some Other Race, and people of two or more races.