

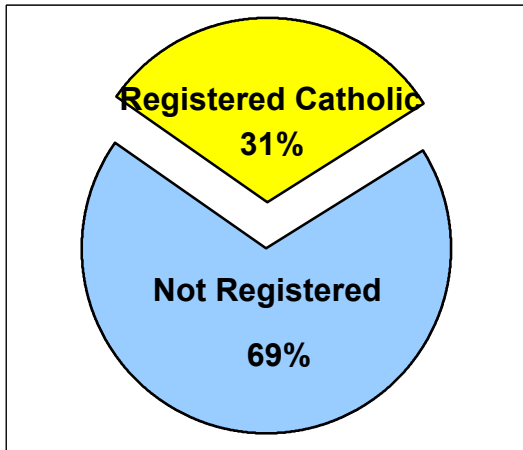
2000 U.S. Census Data - Report 2

Cluster: 75
Vicariate: Montgomery

FS#: 2770

Parish: **Corpus Christi**

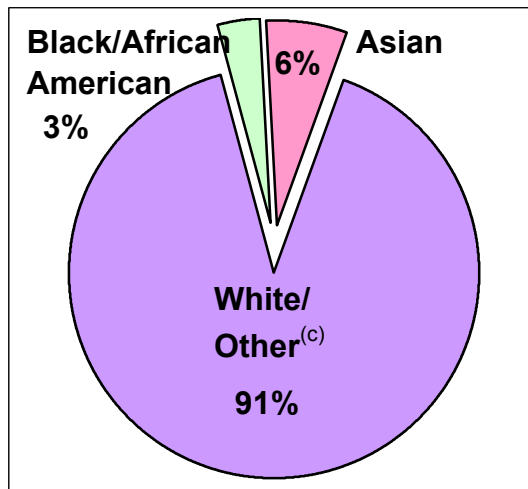
Based on the 2000 Census and 2000 Annual Pastoral Report,
What share of the people living in the parish territory are Catholic?



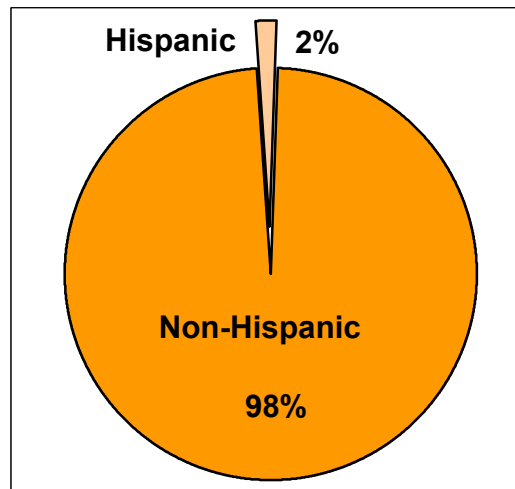
| | Total | Reg. Catholic | Not. Reg. |
|---------------------|--------|---------------|-----------|
| Total | 32,437 | 10,159 | 22,278 |
| Asian | 2,096 | 103 | 1,993 |
| Black | 1,079 | 11 | 1,068 |
| White/Other | 29,262 | 10,045 | 19,217 |
| Hispanic | 501 | 72 | 429 |
| Non-Hispanic | 31,936 | 10,087 | 21,849 |

Based on the 2000 Census, What racial groups live within the parish boundaries?

Total Population by Race



Total Population by Hispanic Origin



Sources:

Archdiocese of Philadelphia, 2000 Annual Pastoral Report.
U.S. Census Bureau, Census 2000 Redistricting Data (P.L. 94-171) Summary File, March 2001.

Notes:

- (a) Data are calculated by assigning each census block to a geography and aggregating all data for that geography.
- (b) Black/African American and Asian data shown for respondents who reported one race only.
- (c) White/Other includes White, American Indian/Alaskan Native, Native Hawaiian, Other Pacific Islander, Some Other Race, and people of two or more races.

2000 U.S. Census Data - Report 2

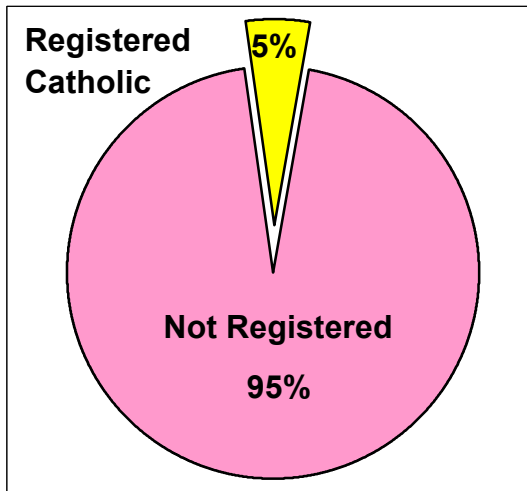
Cluster: 75
Vicariate: Montgomery

FS#: 2770

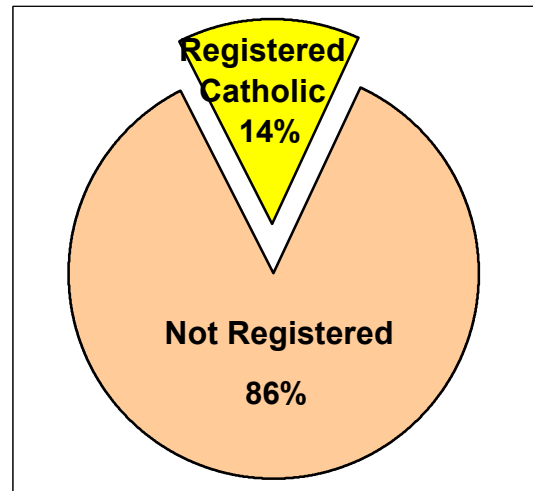
Parish: **Corpus Christi**

Based on the 2000 Census and 2000 Annual Pastoral Report,
What percentage of each group living in the parish is Catholic?

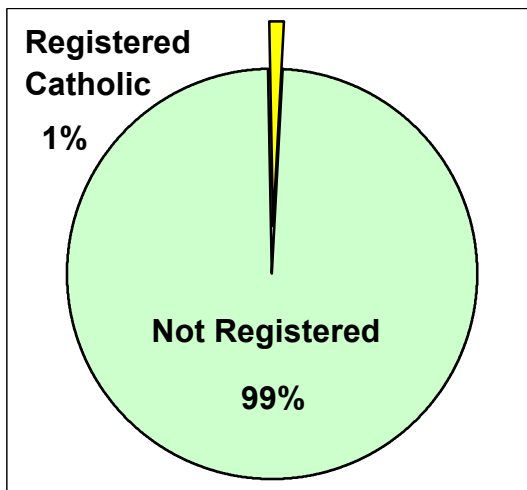
Asian



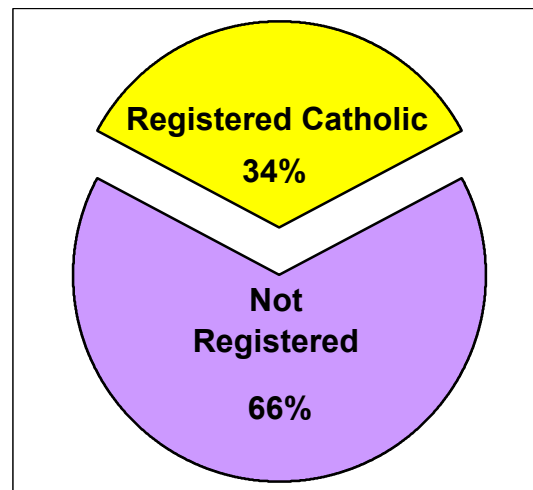
Hispanic



Black/African American



White/Other^(c)



Sources:

Archdiocese of Philadelphia, 2000 Annual Pastoral Report.
U.S. Census Bureau, Census 2000 Redistricting Data (P.L. 94-171) Summary File, March 2001.

Notes:

- (a) Data are calculated by assigning each census block to a geography and aggregating all data for that geography.
- (b) Black/African American and Asian data shown for respondents who reported one race only.
- (c) White/Other includes White, American Indian/Alaskan Native, Native Hawaiian, Other Pacific Islander, Some Other Race, and people of two or more races.