

2000 U.S. Census Data - Report 4a

Vicariate: Philadelphia - North Vicariate

Cluster:

Cluster 14

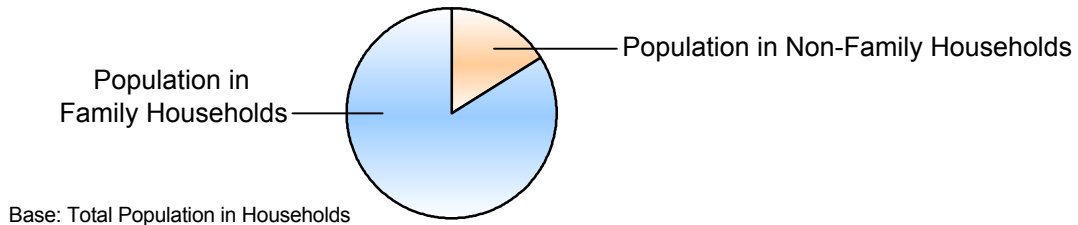
	Population		Households	
	#	Pct.	#	Pct.
Total (in Cluster Boundaries)	160,564	100.0%	62,367	100.0%

Where do people live?

In Households

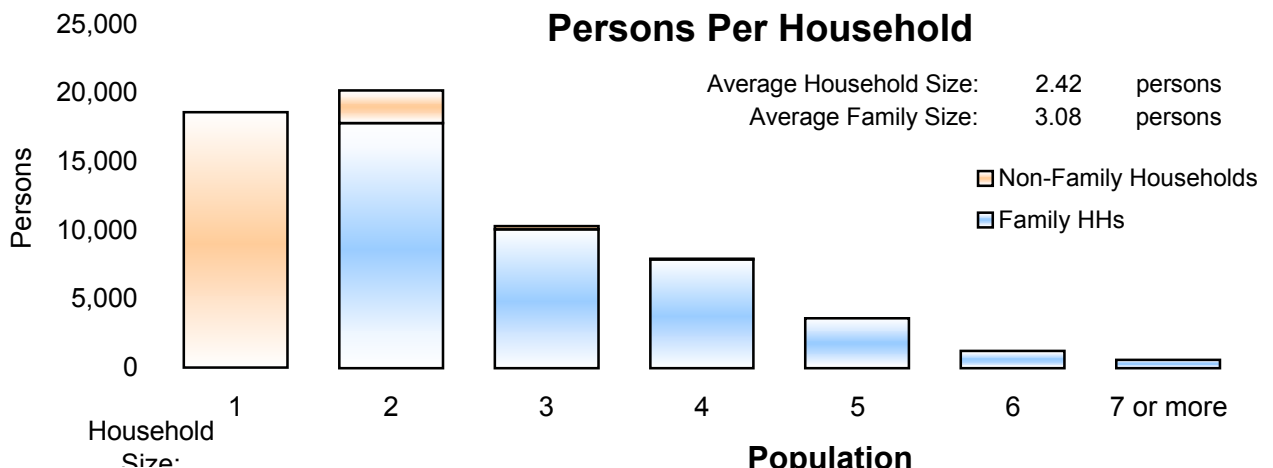
Family Households

Married Couple Family	126,481	78.8%	41,067	65.8%
Male Householder, no wife present			2,455	3.9%
Female Householder, no husband present			7,313	11.7%



	Population		Households	
	#	Pct.	#	Pct.
Non-Family Households	24,476	15.2%	21,300	34.2%
Single Person Households (total)	18,597	11.6%	18,597	29.8%
Single Person Households Over 65 Years	8,898	5.5%	8,898	14.3%
Other Non Family Households (total)	5,879	3.7%	2,703	4.3%

Households with: Same-Sex Unmarried Partners	In Family or Non-Family Households	314	0.5%
Households with: Opposite-Sex Unmarried Partners		2,381	3.8%



In Group Quarters (Total)

	Population #	Pct.
Institutional Population	9,607	6.0%
Noninstitutionalized Population	8,854	5.5%
	753	0.5%

2000 U.S. Census Data - Report 4b

Vicariate: Philadelphia - North Vicariate

Cluster:

Cluster 14

Population

Where do Children - Under Age 18 - Live?

Total Children - Under Age 18 (in Cluster Boundaries)

In Households

Householder or spouse is under 18

With Related:

Married-couple family

Male householder, no wife present

Female householder, no husband present

Grandparent householder

Other related householder

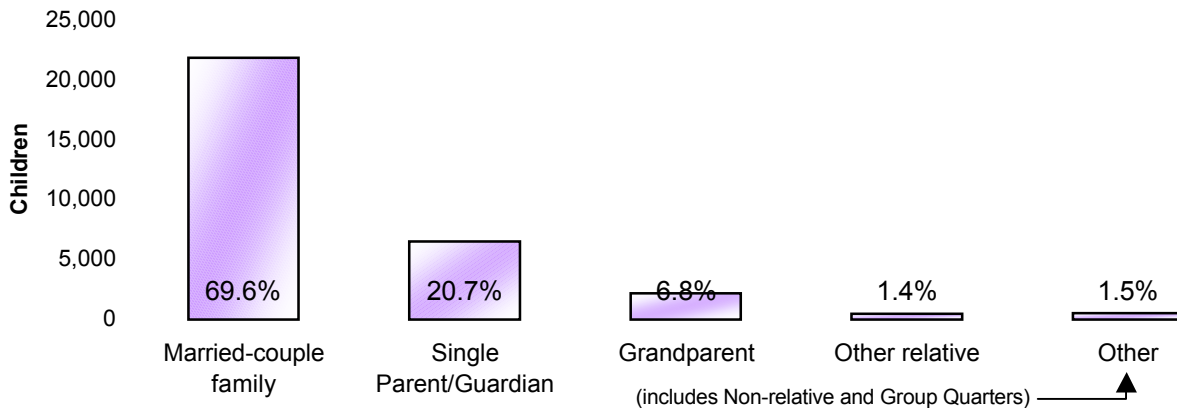
With Nonrelatives

In Group Quarters

Institutionalized population

Noninstitutionalized population

	#	Pct.
Total Children - Under Age 18 (in Cluster Boundaries)	31,415	100.0%
In Households	31,310	99.7%
Householder or spouse is under 18	27	0.1%
With Related:		
Married-couple family	21,856	69.6%
Male householder, no wife present	1,396	4.4%
Female householder, no husband present	5,105	16.3%
Grandparent householder	2,151	6.8%
Other related householder	442	1.4%
With Nonrelatives	333	1.1%
In Group Quarters	105	0.3%
Institutionalized population	72	0.2%
Noninstitutionalized population	33	0.1%



Where do Adults - Age 65 and older - Live?

Total Adults - Age 65 and older (in Cluster Boundaries)

In Households

Family Households:

Is Householder or Spouse

With Householder Child

With Other Relative householder

With Non-Related Householder

In Nonfamily households:

Male Living Alone

Female Living Alone

Other

In group quarters:

Institutionalized population

Noninstitutionalized population

	#	Pct.
Total Adults - Age 65 and older (in Cluster Boundaries)	31,398	100.0%
In Households	28,948	92.2%
Family Households:		
Is Householder or Spouse	16,889	53.8%
With Householder Child	1,310	4.2%
With Other Relative householder	1,064	3.4%
With Non-Related Householder	97	0.3%
In Nonfamily households:		
Male Living Alone	2,044	6.5%
Female Living Alone	6,854	21.8%
Other	690	2.2%
In group quarters:	2,450	7.8%
Institutionalized population	2,188	7.0%
Noninstitutionalized population	262	0.8%

2000 U.S. Census Data - Report 4c

Vicariate: Philadelphia - North Vicariate

Cluster:

Cluster 14

What do we know about Catholic Households?	Population		Households	
	#	Pct.	#	Pct.
Registered Catholic (Total)	83,979	100.0%	28,116	100.0%
Single Person Households	4,704	5.6%	4,704	16.7%
Religiously Mixed Households			4,479	15.9%
Contributing Households			15,937	56.7%

Household Charts:




Base: Total Registered Catholic Households

How many housing units are in the cluster?

Housing Units

	#	Pct. of Total
Total Housing Units	64,604	100.0%
Occupied	62,367	96.5%
Owner-occupied	42,357	65.6%
Renter-occupied	20,010	31.0%
Vacant	2,237	3.5%



- Notes:
- (a) Sources: U.S. Census Bureau; 2000 Census of Population and Housing, Summary File 1; (August 2001), 2000 Annual Pastoral Report, completed by pastors for the Chancery Office.
 - (b) Data are calculated by assignment and aggregation of census block/tract to reported geography.
 - (c) Percentages may not total to 100% due to rounding.
 - (d) Average Household and Average Family Size computed as means.

2000 U.S. Census Reports 4a, 4b, and 4c

The U.S. Census Bureau collects data on the people of the United States every 10 years. The 2000 U.S. Census Reports are produced by the Office for Research and Planning of the Archdiocese of Philadelphia for use by pastors. A complete glossary of U.S. Census terminology may be found at: <http://www.census.gov/main/www/glossary.html>. Listed below are definitions to help you understand U.S. Census Reports 4a, 4b, and 4c.

Important Definitions from the U.S. Census:

The census reports two main kinds of housing: households and group quarters:

A **household** is a house, apartment, mobile home or trailer, or a single/group of rooms occupied as separate living quarters.

A **family** includes a householder (the person in whose name the home is owned or rented) and one or more people living in the same household who are related to the householder by birth, marriage, or adoption.

Non-family households are comprised of a householder living alone or with non-relatives only.

In most cases, the **householder** is the person (or one of the people) in whose name the home is owned or rented and/or is listed as Person 1 on the census questionnaire.

A household which contains **unmarried partners** (a householder and his or her partner who are not legally married or participating in a common law marriage) can be either a family or a non-family household. If related persons (e.g. children) live there also, this would be a family household.

Institutional Group Quarters contain people under the care or supervision of trained staff, and classified as "patients" or "inmates" in juvenile and correctional institutions, nursing homes and hospitals for chronically ill.

Non-Institutional Group Quarters contain people living in group quarters other than institutions including college dormitories, religious/other group homes, missions and shelters.

A **Housing Unit** is a house, apartment, mobile home or trailer, group of rooms, or a single room occupied as separate living quarters in which occupants live separately from other individuals in the building.

The following terms are used by the Chancery and the Research and Planning Office when collecting data in the Annual Pastoral Report:

A **Religiously Mixed Household** is a registered household in which at least one member is not Catholic.

A **Contributing Household** is a registered household that regularly uses Church envelopes or is a known financial contributor.