

2000 U.S. Census Data - Report 4a (revised)

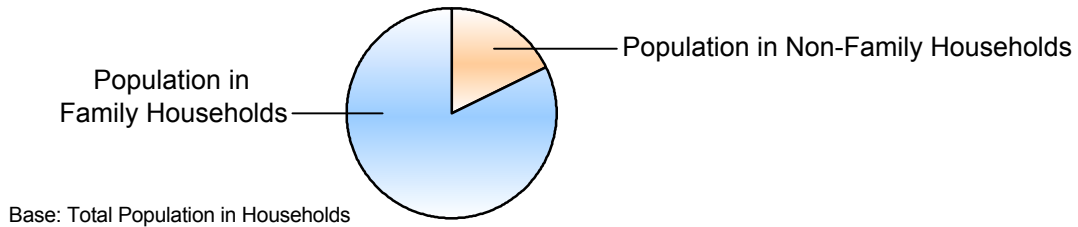
Vicariate: Philadelphia - South Vicariate

Cluster: **Cluster 21**

	Population		Households	
	#	Pct.	#	Pct.
Total (in Cluster Boundaries)	116,535	100.0%	43,966	100.0%

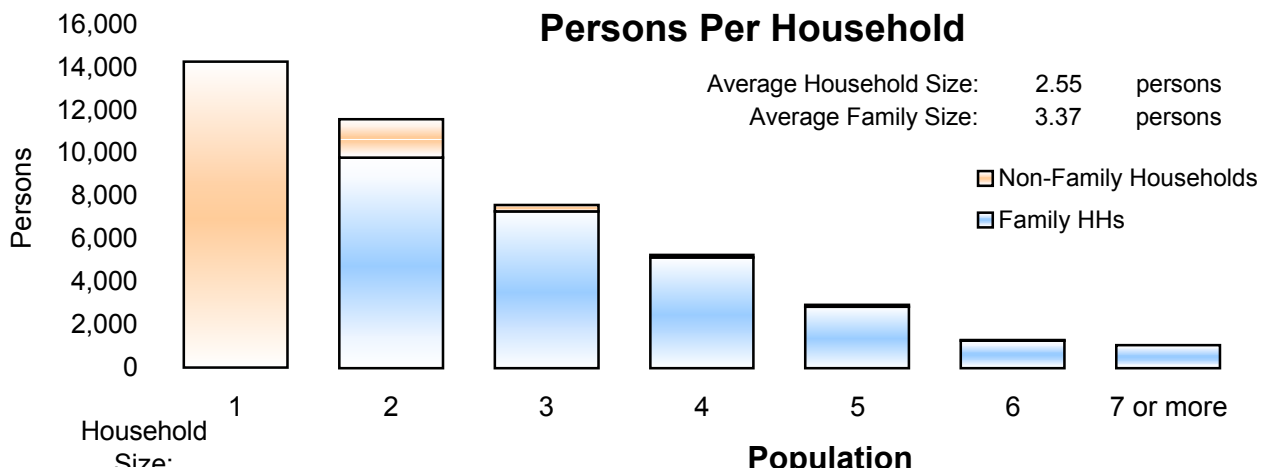
Where do people live?

	Population	Households
	#	Pct.
In Households	112,034	96.1%
Family Households	92,046	79.0%
Married Couple Family	10,975	25.0%
Male Householder, no wife present	2,686	6.1%
Female Householder, no husband present	13,681	31.1%



	Population		Households	
	#	Pct.	#	Pct.
Non-Family Households	19,988	17.2%	16,624	37.8%
Single Person Households (total)	14,280	12.3%	14,280	32.5%
Single Person Households Over 65 Years	5,739	4.9%	5,739	13.1%
Other Non Family Households (total)	5,708	4.9%	2,344	5.3%

Households with: Same-Sex Unmarried Partners	In Family or Non-Family Households	220	0.5%
Households with: Opposite-Sex Unmarried Partners		2,334	5.3%



	Population
	#
In Group Quarters (Total)	4,501
Institutional Population	1,055
Noninstitutionalized Population	3,446

2000 U.S. Census Data - Report 4b

Vicariate: Philadelphia - South Vicariate

Cluster:

Cluster 21

Population

Where do Children - Under Age 18 - Live?

Total Children - Under Age 18 (in Cluster Boundaries)

In Households

Householder or spouse is under 18

With Related:

Married-couple family

Male householder, no wife present

Female householder, no husband present

Grandparent householder

Other related householder

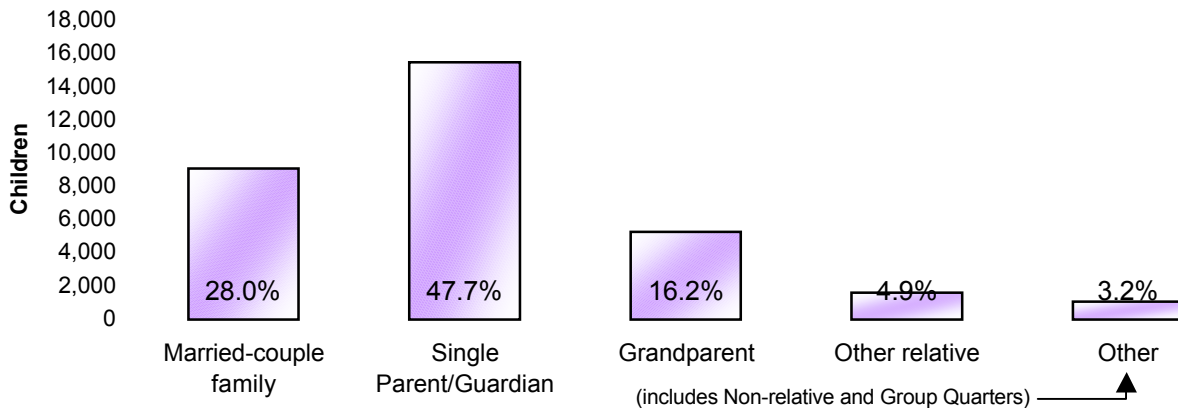
With Nonrelatives

In Group Quarters

Institutionalized population

Noninstitutionalized population

#	Pct.
32,411	100.0%
32,199	99.3%
23	0.1%
9,065	28.0%
1,966	6.1%
13,505	41.7%
5,255	16.2%
1,593	4.9%
792	2.4%
212	0.7%
11	0.0%
201	0.6%



Where do Adults - Age 65 and older - Live?

Total Adults - Age 65 and older (in Cluster Boundaries)

In Households

Family Households:

Is Householder or Spouse

With Householder Child

With Other Relative householder

With Non-Related Householder

In Nonfamily households:

Male Living Alone

Female Living Alone

Other

In group quarters:

Institutionalized population

Noninstitutionalized population

#	Pct.
17,676	100.0%
16,324	92.4%
8,153	46.1%
739	4.2%
871	4.9%
174	1.0%
1,576	8.9%
4,163	23.6%
648	3.7%
1,352	7.6%
648	3.7%
704	4.0%

2000 U.S. Census Data - Report 4c

Vicariate: Philadelphia - South Vicariate

Cluster: **Cluster 21**

What do we know about Catholic Households?	Population		Households	
	#	Pct.	#	Pct.
Registered Catholic (Total)	10,205	100.0%	4,315	100.0%
Single Person Households	1,317	12.9%	1,317	30.5%
Religiously Mixed Households			920	21.3%
Contributing Households			2,040	47.3%

Household Charts:




Base: Total Registered Catholic Households

How many housing units are in the cluster?

Housing Units

	#	Pct. of Total
Total Housing Units	51,136	100.0%
Occupied	43,966	86.0%
Owner-occupied	26,704	52.2%
Renter-occupied	17,262	33.8%
Vacant	7,170	14.0%



Notes: (a) Sources: U.S. Census Bureau; 2000 Census of Population and Housing, Summary File 1; (August 2001), 2000 Annual Pastoral Report, completed by pastors for the Chancery Office.
 (b) Data are calculated by assignment and aggregation of census block/tract to reported geography.
 (c) Percentages may not total to 100% due to rounding.
 (d) Average Household and Average Family Size computed as means.

2000 U.S. Census Reports 4a, 4b, and 4c

The U.S. Census Bureau collects data on the people of the United States every 10 years. The 2000 U.S. Census Reports are produced by the Office for Research and Planning of the Archdiocese of Philadelphia for use by pastors. A complete glossary of U.S. Census terminology may be found at: <http://www.census.gov/main/www/glossary.html>. Listed below are definitions to help you understand U.S. Census Reports 4a, 4b, and 4c.

Important Definitions from the U.S. Census:

The census reports two main kinds of housing: households and group quarters:

A **household** is a house, apartment, mobile home or trailer, or a single/group of rooms occupied as separate living quarters.

A **family** includes a householder (the person in whose name the home is owned or rented) and one or more people living in the same household who are related to the householder by birth, marriage, or adoption.

Non-family households are comprised of a householder living alone or with non-relatives only.

In most cases, the **householder** is the person (or one of the people) in whose name the home is owned or rented and/or is listed as Person 1 on the census questionnaire.

A household which contains **unmarried partners** (a householder and his or her partner who are not legally married or participating in a common law marriage) can be either a family or a non-family household. If related persons (e.g. children) live there also, this would be a family household.

Institutional Group Quarters contain people under the care or supervision of trained staff, and classified as "patients" or "inmates" in juvenile and correctional institutions, nursing homes and hospitals for chronically ill.

Non-Institutional Group Quarters contain people living in group quarters other than institutions including college dormitories, religious/other group homes, missions and shelters.

A **Housing Unit** is a house, apartment, mobile home or trailer, group of rooms, or a single room occupied as separate living quarters in which occupants live separately from other individuals in the building.

The following terms are used by the Chancery and the Research and Planning Office when collecting data in the Annual Pastoral Report:

A **Religiously Mixed Household** is a registered household in which at least one member is not Catholic.

A **Contributing Household** is a registered household that regularly uses Church envelopes or is a known financial contributor.