

2000 U.S. Census Data - Report 4a

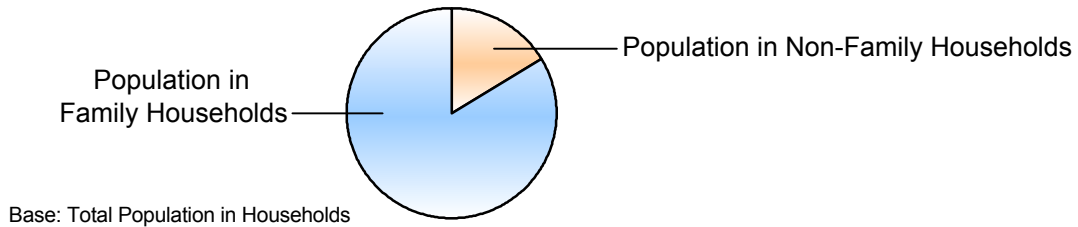
Vicariate: Bucks County Vicariate

Cluster: **Cluster 28**

	Population		Households	
	#	Pct.	#	Pct.
Total (in Cluster Boundaries)	70,173	100.0%	27,064	100.0%

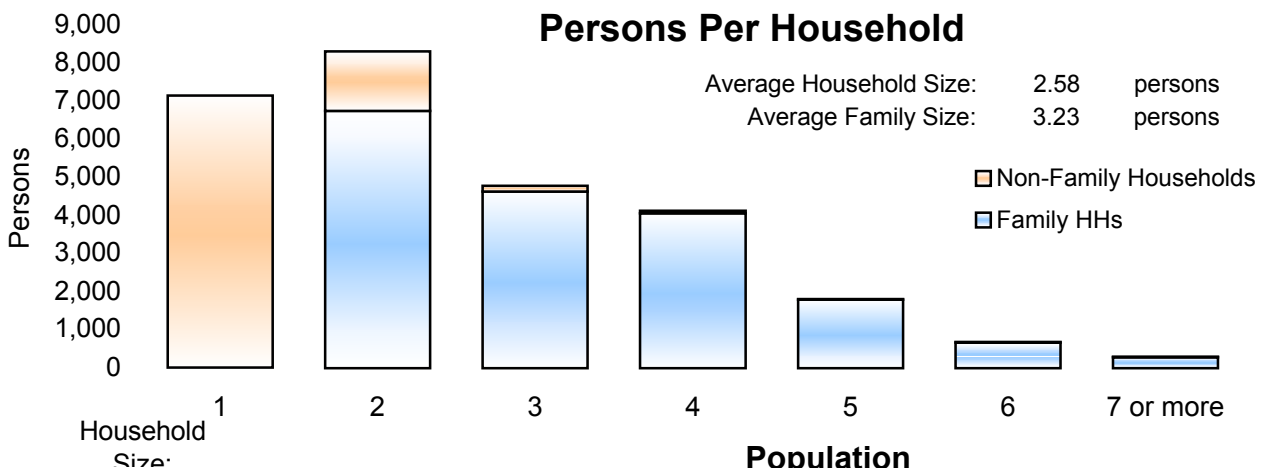
Where do people live?

	Population #	Population Pct.	Households #	Households Pct.
In Households	69,755	99.4%	27,064	100.0%
Family Households	58,401	83.2%	18,092	66.8%
Married Couple Family			13,804	51.0%
Male Householder, no wife present			1,370	5.1%
Female Householder, no husband present			2,918	10.8%



	Population		Households	
	#	Pct.	#	Pct.
Non-Family Households	11,354	16.2%	8,972	33.2%
Single Person Households (total)	7,128	10.2%	7,128	26.3%
Single Person Households Over 65 Years	2,076	3.0%	2,076	7.7%
Other Non Family Households (total)	4,226	6.0%	1,844	6.8%

Households with: Same-Sex Unmarried Partners	In Family or Non-Family Households	135	0.5%
Households with: Opposite-Sex Unmarried Partners	In Family or Non-Family Households	1,631	6.0%



	Population #	Population Pct.
In Group Quarters (Total)	418	0.6%
Institutional Population	191	0.3%
Noninstitutionalized Population	227	0.3%

2000 U.S. Census Data - Report 4b

Vicariate: Bucks County Vicariate

Cluster:

Cluster 28

Population

Where do Children - Under Age 18 - Live?

Total Children - Under Age 18 (in Cluster Boundaries)

In Households

Householder or spouse is under 18

With Related:

Married-couple family

Male householder, no wife present

Female householder, no husband present

Grandparent householder

Other related householder

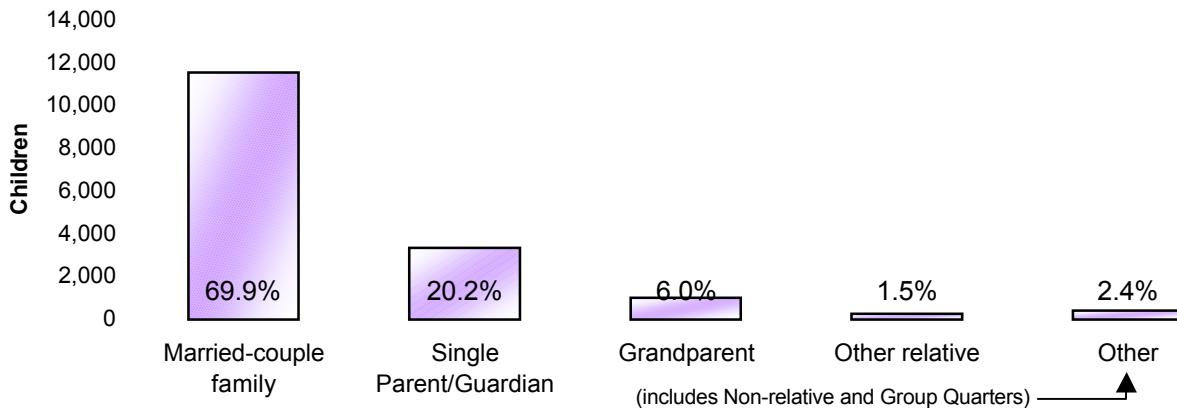
With Nonrelatives

In Group Quarters

Institutionalized population

Noninstitutionalized population

#	Pct.
16,515	100.0%
16,453	99.6%
11	0.1%
11,546	69.9%
938	5.7%
2,392	14.5%
992	6.0%
251	1.5%
323	2.0%
62	0.4%
0	0.0%
62	0.4%



Where do Adults - Age 65 and older - Live?

Total Adults - Age 65 and older (in Cluster Boundaries)

In Households

Family Households:

Is Householder or Spouse

With Householder Child

With Other Relative householder

With Non-Related Householder

In Nonfamily households:

Male Living Alone

Female Living Alone

Other

In group quarters:

Institutionalized population

Noninstitutionalized population

#	Pct.
7,540	100.0%
7,315	97.0%
4,083	54.2%
523	6.9%
375	5.0%
24	0.3%
601	8.0%
1,475	19.6%
234	3.1%
225	3.0%
174	2.3%
51	0.7%

2000 U.S. Census Data - Report 4c

Vicariate: Bucks County Vicariate

Cluster:

Cluster 28

What do we know about Catholic Households?	Population		Households	
	#	Pct.	#	Pct.
Registered Catholic (Total)	28,389	100.0%	8,763	100.0%
Single Person Households	1,290	4.5%	1,290	14.7%
Religiously Mixed Households			1,433	16.4%
Contributing Households			4,226	48.2%

Household Charts:




Base: Total Registered Catholic Households

How many housing units are in the cluster?

Housing Units

	#	Pct. of Total
Total Housing Units	28,077	100.0%
Occupied	27,064	96.4%
Owner-occupied	15,633	55.7%
Renter-occupied	11,431	40.7%
Vacant	1,013	3.6%



Notes:

- (a) Sources: U.S. Census Bureau; 2000 Census of Population and Housing, Summary File 1; (August 2001), 2000 Annual Pastoral Report, completed by pastors for the Chancery Office.
- (b) Data are calculated by assignment and aggregation of census block/tract to reported geography.
- (c) Percentages may not total to 100% due to rounding.
- (d) Average Household and Average Family Size computed as means.

2000 U.S. Census Reports 4a, 4b, and 4c

The U.S. Census Bureau collects data on the people of the United States every 10 years. The 2000 U.S. Census Reports are produced by the Office for Research and Planning of the Archdiocese of Philadelphia for use by pastors. A complete glossary of U.S. Census terminology may be found at: <http://www.census.gov/main/www/glossary.html>. Listed below are definitions to help you understand U.S. Census Reports 4a, 4b, and 4c.

Important Definitions from the U.S. Census:

The census reports two main kinds of housing: households and group quarters:

A **household** is a house, apartment, mobile home or trailer, or a single/group of rooms occupied as separate living quarters.

A **family** includes a householder (the person in whose name the home is owned or rented) and one or more people living in the same household who are related to the householder by birth, marriage, or adoption.

Non-family households are comprised of a householder living alone or with non-relatives only.

In most cases, the **householder** is the person (or one of the people) in whose name the home is owned or rented and/or is listed as Person 1 on the census questionnaire.

A household which contains **unmarried partners** (a householder and his or her partner who are not legally married or participating in a common law marriage) can be either a family or a non-family household. If related persons (e.g. children) live there also, this would be a family household.

Institutional Group Quarters contain people under the care or supervision of trained staff, and classified as "patients" or "inmates" in juvenile and correctional institutions, nursing homes and hospitals for chronically ill.

Non-Institutional Group Quarters contain people living in group quarters other than institutions including college dormitories, religious/other group homes, missions and shelters.

A **Housing Unit** is a house, apartment, mobile home or trailer, group of rooms, or a single room occupied as separate living quarters in which occupants live separately from other individuals in the building.

The following terms are used by the Chancery and the Research and Planning Office when collecting data in the Annual Pastoral Report:

A **Religiously Mixed Household** is a registered household in which at least one member is not Catholic.

A **Contributing Household** is a registered household that regularly uses Church envelopes or is a known financial contributor.