

2000 U.S. Census Data - Report 4a

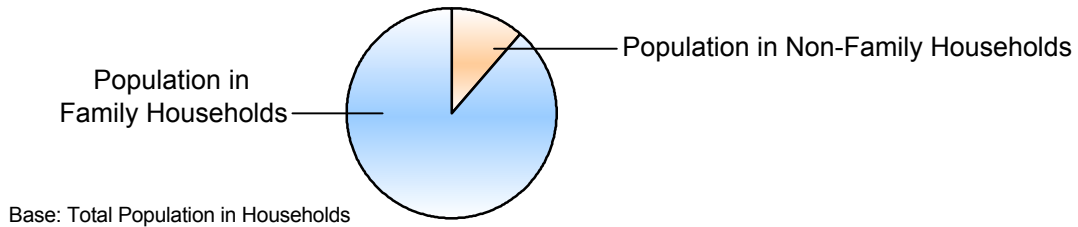
Vicariate: Bucks County Vicariate

Cluster: **Cluster 31**

	Population		Households	
	#	Pct.	#	Pct.
Total (in Cluster Boundaries)	94,485	100.0%	35,137	100.0%

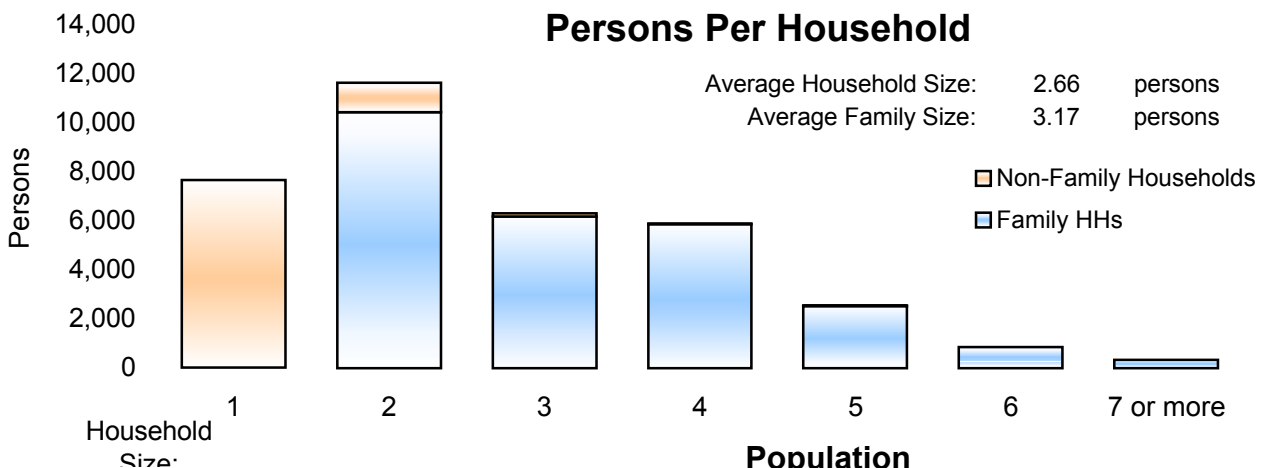
Where do people live?

	Population	Households
	#	Pct.
In Households	93,407	98.9%
Family Households	82,674	87.5%
Married Couple Family	21,999	62.6%
Male Householder, no wife present	1,102	3.1%
Female Householder, no husband present	2,999	8.5%



	Population		Households	
	#	Pct.	#	Pct.
Non-Family Households	10,733	11.4%	9,037	25.7%
Single Person Households (total)	7,651	8.1%	7,651	21.8%
Single Person Households Over 65 Years	3,416	3.6%	3,416	9.7%
Other Non Family Households (total)	3,082	3.3%	1,386	3.9%

Households with: Same-Sex Unmarried Partners	In Family or Non-Family Households	106	0.3%
Households with: Opposite-Sex Unmarried Partners		1,151	3.3%



	Population
	#
In Group Quarters (Total)	1,078
Institutional Population	657
Noninstitutionalized Population	421

2000 U.S. Census Data - Report 4b

Vicariate: Bucks County Vicariate

Cluster:

Cluster 31

Population

Where do Children - Under Age 18 - Live?

Total Children - Under Age 18 (in Cluster Boundaries)

In Households

Householder or spouse is under 18

With Related:

Married-couple family

Male householder, no wife present

Female householder, no husband present

Grandparent householder

Other related householder

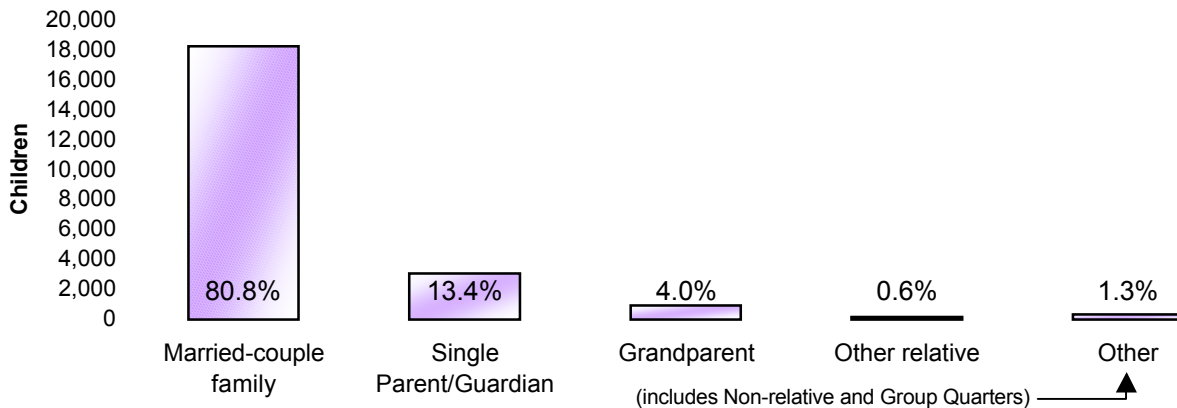
With Nonrelatives

In Group Quarters

Institutionalized population

Noninstitutionalized population

	#	Pct.
Total Children - Under Age 18 (in Cluster Boundaries)	22,599	100.0%
In Households	22,565	99.8%
Householder or spouse is under 18	4	0.0%
With Related:		
Married-couple family	18,259	80.8%
Male householder, no wife present	662	2.9%
Female householder, no husband present	2,360	10.4%
Grandparent householder	909	4.0%
Other related householder	125	0.6%
With Nonrelatives	246	1.1%
In Group Quarters	34	0.2%
Institutionalized population	0	0.0%
Noninstitutionalized population	34	0.2%



Where do Adults - Age 65 and older - Live?

Total Adults - Age 65 and older (in Cluster Boundaries)

In Households

Family Households:

Is Householder or Spouse

With Householder Child

With Other Relative householder

With Non-Related Householder

In Nonfamily households:

Male Living Alone

Female Living Alone

Other

In group quarters:

Institutionalized population

Noninstitutionalized population

	#	Pct.
Total Adults - Age 65 and older (in Cluster Boundaries)	14,246	100.0%
In Households	13,371	93.9%
Family Households:		
Is Householder or Spouse	8,455	59.3%
With Householder Child	651	4.6%
With Other Relative householder	591	4.1%
With Non-Related Householder	35	0.2%
In Nonfamily households:		
Male Living Alone	792	5.6%
Female Living Alone	2,624	18.4%
Other	223	1.6%
In group quarters:	875	6.1%
Institutionalized population	629	4.4%
Noninstitutionalized population	246	1.7%

2000 U.S. Census Data - Report 4c

Vicariate: Bucks County Vicariate

Cluster: **Cluster 31**

What do we know about Catholic Households?	Population		Households	
	#	Pct.	#	Pct.
Registered Catholic (Total)	36,833	100.0%	11,960	100.0%
Single Person Households	1,500	4.1%	1,500	12.5%
Religiously Mixed Households			1,726	14.4%
Contributing Households			4,494	37.6%

Household Charts:




Base: Total Registered Catholic Households

How many housing units are in the cluster?

Housing Units

	#	Pct. of Total
Total Housing Units	35,939	100.0%
Occupied	35,137	97.8%
Owner-occupied	27,399	76.2%
Renter-occupied	7,738	21.5%
Vacant	802	2.2%



Notes: (a) Sources: U.S. Census Bureau; 2000 Census of Population and Housing, Summary File 1; (August 2001), 2000 Annual Pastoral Report, completed by pastors for the Chancery Office.
 (b) Data are calculated by assignment and aggregation of census block/tract to reported geography.
 (c) Percentages may not total to 100% due to rounding.
 (d) Average Household and Average Family Size computed as means.

2000 U.S. Census Reports 4a, 4b, and 4c

The U.S. Census Bureau collects data on the people of the United States every 10 years. The 2000 U.S. Census Reports are produced by the Office for Research and Planning of the Archdiocese of Philadelphia for use by pastors. A complete glossary of U.S. Census terminology may be found at: <http://www.census.gov/main/www/glossary.html>. Listed below are definitions to help you understand U.S. Census Reports 4a, 4b, and 4c.

Important Definitions from the U.S. Census:

The census reports two main kinds of housing: households and group quarters:

A **household** is a house, apartment, mobile home or trailer, or a single/group of rooms occupied as separate living quarters.

A **family** includes a householder (the person in whose name the home is owned or rented) and one or more people living in the same household who are related to the householder by birth, marriage, or adoption.

Non-family households are comprised of a householder living alone or with non-relatives only.

In most cases, the **householder** is the person (or one of the people) in whose name the home is owned or rented and/or is listed as Person 1 on the census questionnaire.

A household which contains **unmarried partners** (a householder and his or her partner who are not legally married or participating in a common law marriage) can be either a family or a non-family household. If related persons (e.g. children) live there also, this would be a family household.

Institutional Group Quarters contain people under the care or supervision of trained staff, and classified as "patients" or "inmates" in juvenile and correctional institutions, nursing homes and hospitals for chronically ill.

Non-Institutional Group Quarters contain people living in group quarters other than institutions including college dormitories, religious/other group homes, missions and shelters.

A **Housing Unit** is a house, apartment, mobile home or trailer, group of rooms, or a single room occupied as separate living quarters in which occupants live separately from other individuals in the building.

The following terms are used by the Chancery and the Research and Planning Office when collecting data in the Annual Pastoral Report:

A **Religiously Mixed Household** is a registered household in which at least one member is not Catholic.

A **Contributing Household** is a registered household that regularly uses Church envelopes or is a known financial contributor.