

2000 U.S. Census Data - Report 4a

Vicariate: Chester County Vicariate

Cluster:

Cluster 52

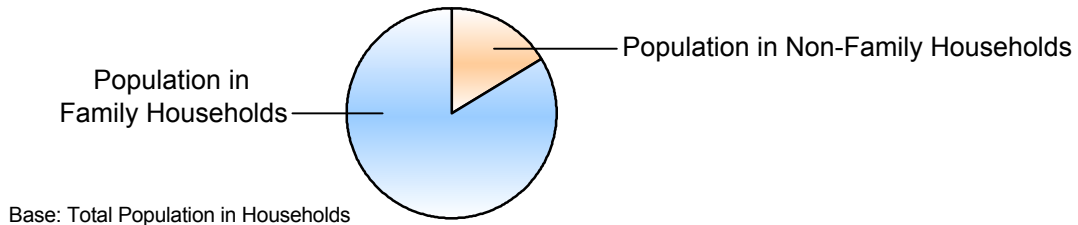
	Population		Households	
	#	Pct.	#	Pct.
Total (in Cluster Boundaries)	146,755	100.0%	54,621	100.0%

Where do people live?

In Households

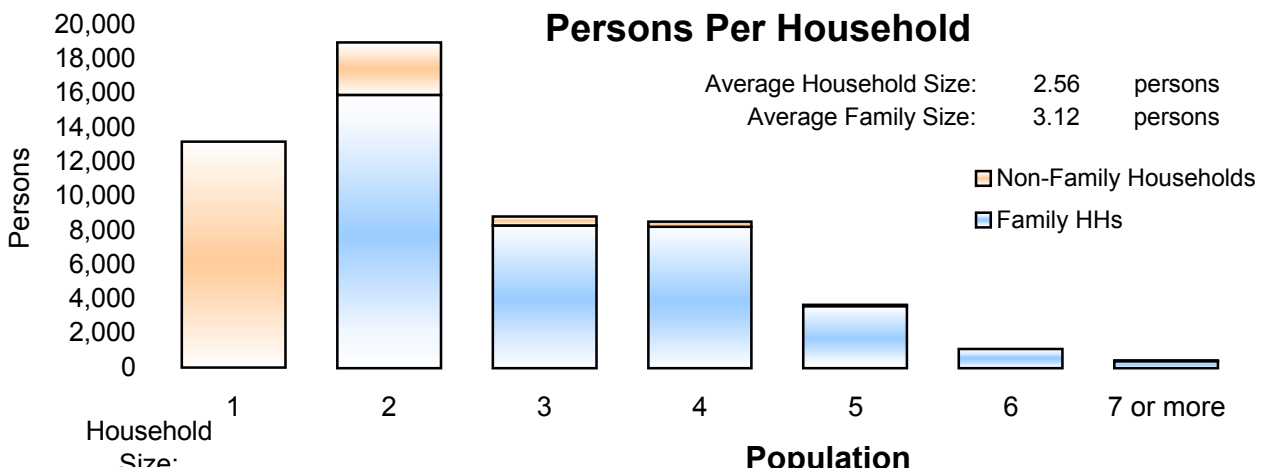
Family Households

Married Couple Family	116,730	79.5%	37,442	68.5%
Male Householder, no wife present			1,339	2.5%
Female Householder, no husband present			3,903	7.1%



	Population		Households	
	#	Pct.	#	Pct.
Non-Family Households	22,845	15.6%	17,179	31.5%
Single Person Households (total)	13,180	9.0%	13,180	24.1%
Single Person Households Over 65 Years	3,866	2.6%	3,866	7.1%
Other Non Family Households (total)	9,665	6.6%	3,999	7.3%

Households with: Same-Sex Unmarried Partners	In Family or Non-Family Households	251	0.5%
Households with: Opposite-Sex Unmarried Partners	In Family or Non-Family Households	1,938	3.5%



	Population	
	#	Pct.
In Group Quarters (Total)	7,180	4.9%
Institutional Population	2,623	1.8%
Noninstitutionalized Population	4,557	3.1%

2000 U.S. Census Data - Report 4b

Vicariate: Chester County Vicariate

Cluster:

Cluster 52

Population

Where do Children - Under Age 18 - Live?

Total Children - Under Age 18 (in Cluster Boundaries)

In Households

Householder or spouse is under 18

With Related:

Married-couple family

Male householder, no wife present

Female householder, no husband present

Grandparent householder

Other related householder

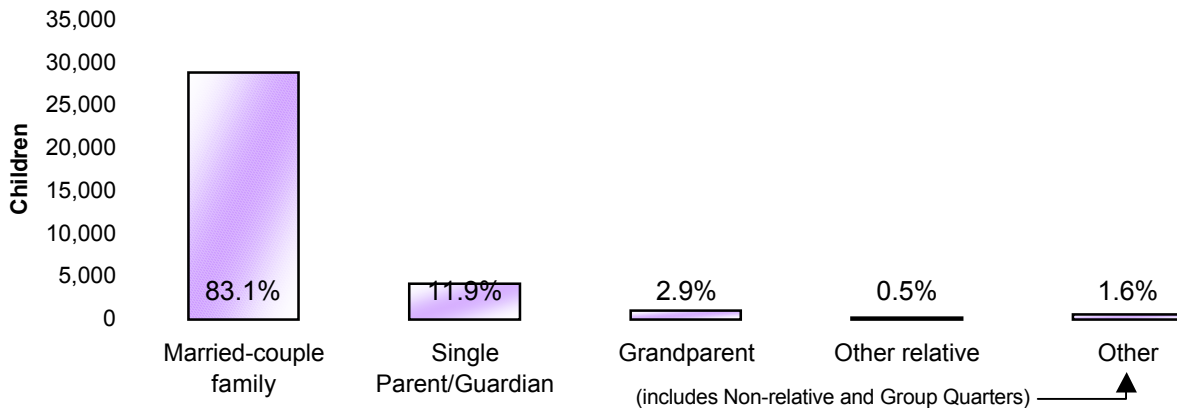
With Nonrelatives

In Group Quarters

Institutionalized population

Noninstitutionalized population

#	Pct.
34,706	100.0%
34,387	99.1%
10	0.0%
28,837	83.1%
881	2.5%
3,263	9.4%
992	2.9%
177	0.5%
227	0.7%
319	0.9%
116	0.3%
203	0.6%



Where do Adults - Age 65 and older - Live?

Total Adults - Age 65 and older (in Cluster Boundaries)

In Households

Family Households:

Is Householder or Spouse

With Householder Child

With Other Relative householder

With Non-Related Householder

In Nonfamily households:

Male Living Alone

Female Living Alone

Other

In group quarters:

Institutionalized population

Noninstitutionalized population

#	Pct.
17,694	100.0%
15,984	90.3%
10,448	59.0%
666	3.8%
591	3.3%
45	0.3%
836	4.7%
3,030	17.1%
368	2.1%
1,710	9.7%
1,629	9.2%
81	0.5%

2000 U.S. Census Data - Report 4c

Vicariate: Chester County Vicariate

Cluster: **Cluster 52**

What do we know about Catholic Households?	Population		Households	
	#	Pct.	#	Pct.
Registered Catholic (Total)	50,584	100.0%	17,232	100.0%
Single Person Households	2,874	5.7%	2,874	16.7%
Religiously Mixed Households			3,438	20.0%
Contributing Households			10,077	58.5%

Household Charts:




Base: Total Registered Catholic Households

How many housing units are in the cluster?

Housing Units

	#	Pct. of Total
Total Housing Units	56,515	100.0%
Occupied	54,621	96.6%
Owner-occupied	39,968	70.7%
Renter-occupied	14,653	25.9%
Vacant	1,894	3.4%



Notes: (a) Sources: U.S. Census Bureau; 2000 Census of Population and Housing, Summary File 1; (August 2001), 2000 Annual Pastoral Report, completed by pastors for the Chancery Office.
 (b) Data are calculated by assignment and aggregation of census block/tract to reported geography.
 (c) Percentages may not total to 100% due to rounding.
 (d) Average Household and Average Family Size computed as means.

2000 U.S. Census Reports 4a, 4b, and 4c

The U.S. Census Bureau collects data on the people of the United States every 10 years. The 2000 U.S. Census Reports are produced by the Office for Research and Planning of the Archdiocese of Philadelphia for use by pastors. A complete glossary of U.S. Census terminology may be found at: <http://www.census.gov/main/www/glossary.html>. Listed below are definitions to help you understand U.S. Census Reports 4a, 4b, and 4c.

Important Definitions from the U.S. Census:

The census reports two main kinds of housing: households and group quarters:

A **household** is a house, apartment, mobile home or trailer, or a single/group of rooms occupied as separate living quarters.

A **family** includes a householder (the person in whose name the home is owned or rented) and one or more people living in the same household who are related to the householder by birth, marriage, or adoption.

Non-family households are comprised of a householder living alone or with non-relatives only.

In most cases, the **householder** is the person (or one of the people) in whose name the home is owned or rented and/or is listed as Person 1 on the census questionnaire.

A household which contains **unmarried partners** (a householder and his or her partner who are not legally married or participating in a common law marriage) can be either a family or a non-family household. If related persons (e.g. children) live there also, this would be a family household.

Institutional Group Quarters contain people under the care or supervision of trained staff, and classified as "patients" or "inmates" in juvenile and correctional institutions, nursing homes and hospitals for chronically ill.

Non-Institutional Group Quarters contain people living in group quarters other than institutions including college dormitories, religious/other group homes, missions and shelters.

A **Housing Unit** is a house, apartment, mobile home or trailer, group of rooms, or a single room occupied as separate living quarters in which occupants live separately from other individuals in the building.

The following terms are used by the Chancery and the Research and Planning Office when collecting data in the Annual Pastoral Report:

A **Religiously Mixed Household** is a registered household in which at least one member is not Catholic.

A **Contributing Household** is a registered household that regularly uses Church envelopes or is a known financial contributor.