

# 2000 U.S. Census Data - Report 4a

Vicariate: Chester County Vicariate

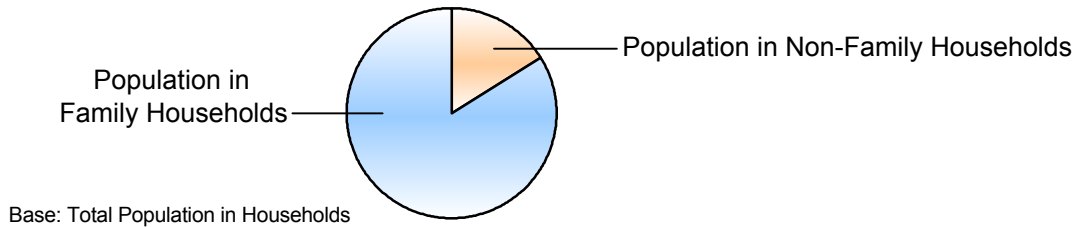
Cluster: **Cluster 53**

	Population		Households	
	#	Pct.	#	Pct.
<b>Total (in Cluster Boundaries)</b>	<b>34,946</b>	<b>100.0%</b>	<b>14,313</b>	<b>100.0%</b>

*Where do people live?*

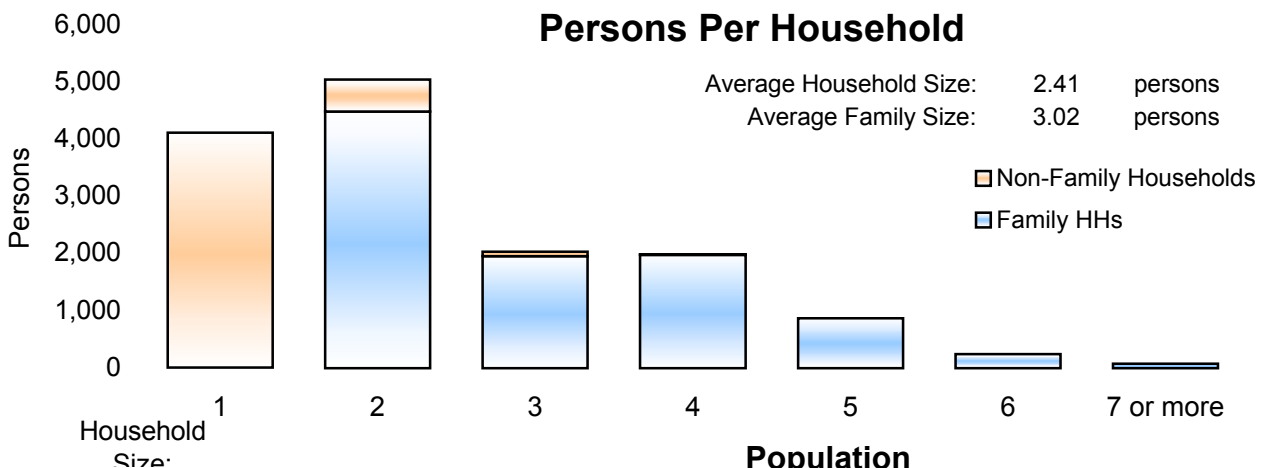
<b>In Households</b>	<b>34,423</b>	<b>98.5%</b>	<b>14,313</b>	<b>100.0%</b>
----------------------	---------------	--------------	---------------	---------------

Family Households	Population #	Population Pct.	Households #	Households Pct.
Married Couple Family			8,428	58.9%
Male Householder, no wife present			262	1.8%
Female Householder, no husband present			868	6.1%
<b>Total Family Households</b>	<b>28,900</b>	<b>82.7%</b>	<b>9,558</b>	<b>66.8%</b>



	Population		Households	
	#	Pct.	#	Pct.
<b>Non-Family Households</b>	<b>5,523</b>	<b>15.8%</b>	<b>4,755</b>	<b>33.2%</b>
Single Person Households (total)	4,104	11.7%	4,104	28.7%
Single Person Households Over 65 Years	1,482	4.2%	1,482	10.4%
Other Non Family Households (total)	1,419	4.1%	651	4.5%

Households with: Same-Sex Unmarried Partners	In Family or Non-Family Households	65	0.5%
Households with: Opposite-Sex Unmarried Partners	In Family or Non-Family Households	354	2.5%



	Population	
	#	Pct.
<b>In Group Quarters (Total)</b>	<b>523</b>	<b>1.5%</b>
Institutional Population	293	0.8%
Noninstitutionalized Population	230	0.7%

# 2000 U.S. Census Data - Report 4b

Vicariate: Chester County Vicariate

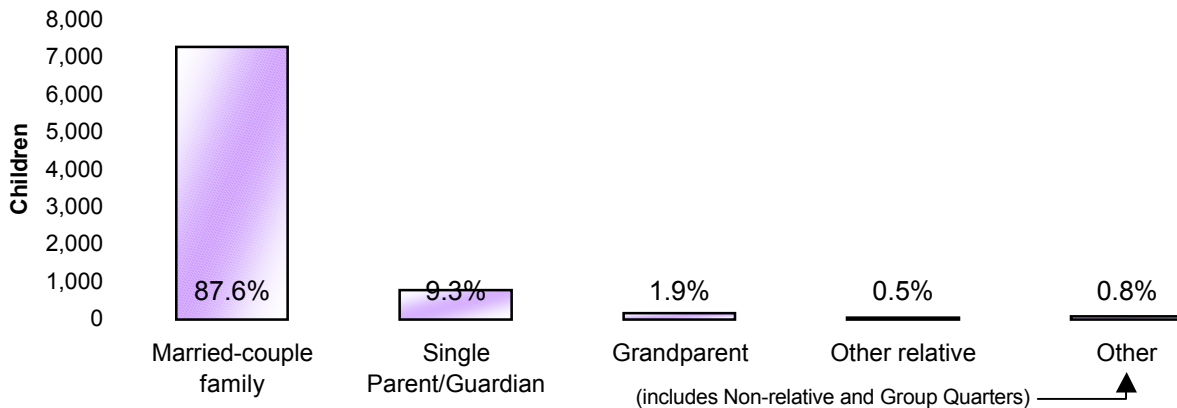
Cluster:

**Cluster 53**

## Population

### Where do Children - Under Age 18 - Live?

	#	Pct.
<b>Total Children - Under Age 18 (in Cluster Boundaries)</b>	<b>8,301</b>	<b>100.0%</b>
<b><i>In Households</i></b>	<b>8,270</b>	<b>99.6%</b>
Householder or spouse is under 18	0	0.0%
With Related:		
Married-couple family	7,272	87.6%
Male householder, no wife present	148	1.8%
Female householder, no husband present	624	7.5%
Grandparent householder	156	1.9%
Other related householder	38	0.5%
With Nonrelatives	32	0.4%
<b><i>In Group Quarters</i></b>	<b>31</b>	<b>0.4%</b>
Institutionalized population	30	0.4%
Noninstitutionalized population	1	0.0%



### Where do Adults - Age 65 and older - Live?

	#	Pct.
<b>Total Adults - Age 65 and older (in Cluster Boundaries)</b>	<b>5,733</b>	<b>100.0%</b>
<b><i>In Households</i></b>	<b>5,462</b>	<b>95.3%</b>
Family Households:		
Is Householder or Spouse	3,600	62.8%
With Householder Child	127	2.2%
With Other Relative householder	145	2.5%
With Non-Related Householder	14	0.2%
In Nonfamily households:		
Male Living Alone	276	4.8%
Female Living Alone	1,206	21.0%
Other	94	1.6%
<b><i>In group quarters:</i></b>	<b>271</b>	<b>4.7%</b>
Institutionalized population	243	4.2%
Noninstitutionalized population	28	0.5%

# 2000 U.S. Census Data - Report 4c

Vicariate: Chester County Vicariate

Cluster: **Cluster 53**

What do we know about Catholic Households?	Population		Households	
	#	Pct.	#	Pct.
Registered Catholic (Total)	13,386	100.0%	4,833	100.0%
Single Person Households	1,101	8.2%	1,101	22.8%
Religiously Mixed Households			567	11.7%
Contributing Households			2,985	61.8%

Household Charts:




Base: Total Registered Catholic Households

How many housing units are in the cluster?

## Housing Units

	#	Pct. of Total
Total Housing Units	14,698	100.0%
Occupied	14,313	97.4%
Owner-occupied	11,908	81.0%
Renter-occupied	2,405	16.4%
Vacant	385	2.6%



- Notes:
- (a) Sources: U.S. Census Bureau; 2000 Census of Population and Housing, Summary File 1; (August 2001), 2000 Annual Pastoral Report, completed by pastors for the Chancery Office.
  - (b) Data are calculated by assignment and aggregation of census block/tract to reported geography.
  - (c) Percentages may not total to 100% due to rounding.
  - (d) Average Household and Average Family Size computed as means.

## 2000 U.S. Census Reports 4a, 4b, and 4c

The U.S. Census Bureau collects data on the people of the United States every 10 years. The 2000 U.S. Census Reports are produced by the Office for Research and Planning of the Archdiocese of Philadelphia for use by pastors. A complete glossary of U.S. Census terminology may be found at: <http://www.census.gov/main/www/glossary.html>. Listed below are definitions to help you understand U.S. Census Reports 4a, 4b, and 4c.

### **Important Definitions from the U.S. Census:**

The census reports two main kinds of housing: households and group quarters:

A **household** is a house, apartment, mobile home or trailer, or a single/group of rooms occupied as separate living quarters.

A **family** includes a householder (the person in whose name the home is owned or rented) and one or more people living in the same household who are related to the householder by birth, marriage, or adoption.

**Non-family households** are comprised of a householder living alone or with non-relatives only.

In most cases, the **householder** is the person (or one of the people) in whose name the home is owned or rented and/or is listed as Person 1 on the census questionnaire.

A household which contains **unmarried partners** (a householder and his or her partner who are not legally married or participating in a common law marriage) can be either a family or a non-family household. If related persons (e.g. children) live there also, this would be a family household.

**Institutional Group Quarters** contain people under the care or supervision of trained staff, and classified as "patients" or "inmates" in juvenile and correctional institutions, nursing homes and hospitals for chronically ill.

**Non-Institutional Group Quarters** contain people living in group quarters other than institutions including college dormitories, religious/other group homes, missions and shelters.

A **Housing Unit** is a house, apartment, mobile home or trailer, group of rooms, or a single room occupied as separate living quarters in which occupants live separately from other individuals in the building.

The following terms are used by the Chancery and the Research and Planning Office when collecting data in the Annual Pastoral Report:

A **Religiously Mixed Household** is a registered household in which at least one member is not Catholic.

A **Contributing Household** is a registered household that regularly uses Church envelopes or is a known financial contributor.