

2000 U.S. Census Data - Report 4a

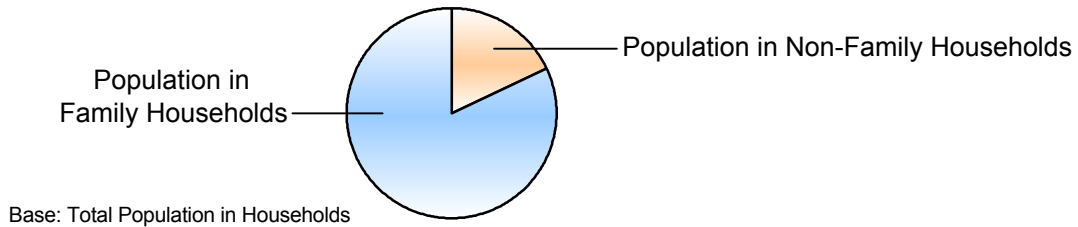
Vicariate: Chester County Vicariate

Cluster: **Cluster 54**

	Population		Households	
	#	Pct.	#	Pct.
Total (in Cluster Boundaries)	33,076	100.0%	13,279	100.0%

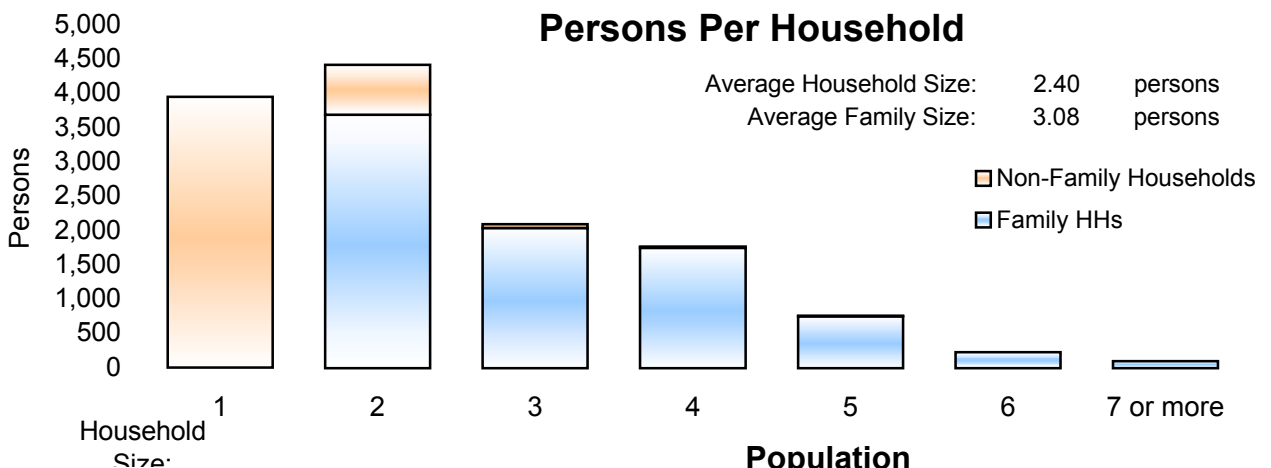
Where do people live?

	Population	Households
	#	Pct.
In Households	31,932	96.5%
Family Households	26,210	79.2%
Married Couple Family		6,661 50.2%
Male Householder, no wife present		506 3.8%
Female Householder, no husband present		1,356 10.2%



	Population		Households	
	#	Pct.	#	Pct.
Non-Family Households	5,722	17.3%	4,756	35.8%
Single Person Households (total)	3,944	11.9%	3,944	29.7%
Single Person Households Over 65 Years	1,251	3.8%	1,251	9.4%
Other Non Family Households (total)	1,778	5.4%	812	6.1%

Households with: Same-Sex Unmarried Partners	In Family or Non-Family Households	58	0.4%
Households with: Opposite-Sex Unmarried Partners		670	5.0%



	Population
	#
In Group Quarters (Total)	1,144
Institutional Population	958 2.9%
Noninstitutionalized Population	186 0.6%

2000 U.S. Census Data - Report 4b

Vicariate: Chester County Vicariate

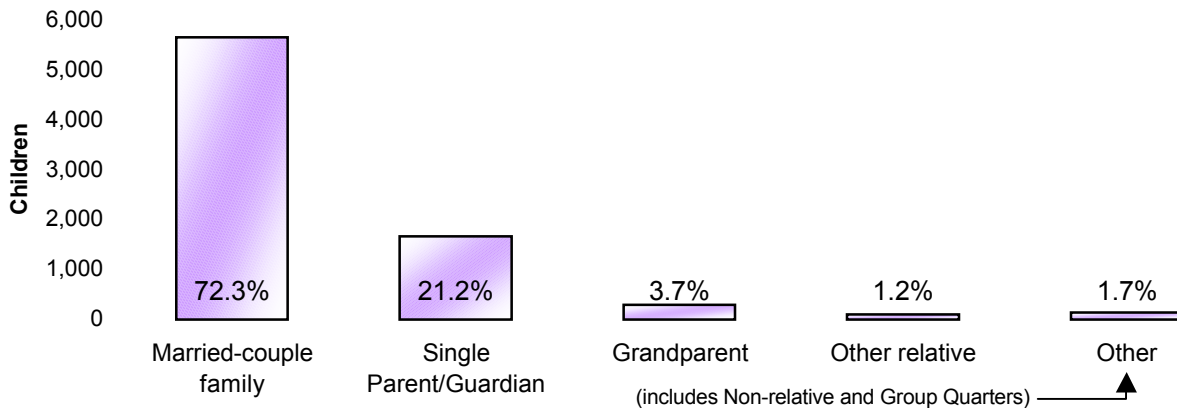
Cluster:

Cluster 54

Population

Where do Children - Under Age 18 - Live?

	#	Pct.
Total Children - Under Age 18 (in Cluster Boundaries)	7,815	100.0%
<i>In Households</i>	7,790	99.7%
Householder or spouse is under 18	6	0.1%
With Related:		
Married-couple family	5,649	72.3%
Male householder, no wife present	422	5.4%
Female householder, no husband present	1,234	15.8%
Grandparent householder	287	3.7%
Other related householder	92	1.2%
With Nonrelatives	100	1.3%
<i>In Group Quarters</i>	25	0.3%
Institutionalized population	0	0.0%
Noninstitutionalized population	25	0.3%



Where do Adults - Age 65 and older - Live?

	#	Pct.
Total Adults - Age 65 and older (in Cluster Boundaries)	4,762	100.0%
<i>In Households</i>	3,922	82.4%
Family Households:		
Is Householder or Spouse	2,253	47.3%
With Householder Child	171	3.6%
With Other Relative householder	142	3.0%
With Non-Related Householder	10	0.2%
In Nonfamily households:		
Male Living Alone	297	6.2%
Female Living Alone	954	20.0%
Other	95	2.0%
<i>In group quarters:</i>	840	17.6%
Institutionalized population	804	16.9%
Noninstitutionalized population	36	0.8%

2000 U.S. Census Data - Report 4c

Vicariate: Chester County Vicariate

Cluster: **Cluster 54**

What do we know about Catholic Households?	Population		Households	
	#	Pct.	#	Pct.
Registered Catholic (Total)	9,045	100.0%	3,670	100.0%
Single Person Households	725	8.0%	725	19.8%
Religiously Mixed Households			840	22.9%
Contributing Households			1,962	53.5%

Household Charts:




Base: Total Registered Catholic Households

How many housing units are in the cluster?

Housing Units

	#	Pct. of Total
Total Housing Units	13,955	100.0%
Occupied	13,279	95.2%
Owner-occupied	8,876	63.6%
Renter-occupied	4,403	31.6%
Vacant	676	4.8%



Notes: (a) Sources: U.S. Census Bureau; 2000 Census of Population and Housing, Summary File 1; (August 2001), 2000 Annual Pastoral Report, completed by pastors for the Chancery Office.
 (b) Data are calculated by assignment and aggregation of census block/tract to reported geography.
 (c) Percentages may not total to 100% due to rounding.
 (d) Average Household and Average Family Size computed as means.

2000 U.S. Census Reports 4a, 4b, and 4c

The U.S. Census Bureau collects data on the people of the United States every 10 years. The 2000 U.S. Census Reports are produced by the Office for Research and Planning of the Archdiocese of Philadelphia for use by pastors. A complete glossary of U.S. Census terminology may be found at: <http://www.census.gov/main/www/glossary.html>. Listed below are definitions to help you understand U.S. Census Reports 4a, 4b, and 4c.

Important Definitions from the U.S. Census:

The census reports two main kinds of housing: households and group quarters:

A **household** is a house, apartment, mobile home or trailer, or a single/group of rooms occupied as separate living quarters.

A **family** includes a householder (the person in whose name the home is owned or rented) and one or more people living in the same household who are related to the householder by birth, marriage, or adoption.

Non-family households are comprised of a householder living alone or with non-relatives only.

In most cases, the **householder** is the person (or one of the people) in whose name the home is owned or rented and/or is listed as Person 1 on the census questionnaire.

A household which contains **unmarried partners** (a householder and his or her partner who are not legally married or participating in a common law marriage) can be either a family or a non-family household. If related persons (e.g. children) live there also, this would be a family household.

Institutional Group Quarters contain people under the care or supervision of trained staff, and classified as "patients" or "inmates" in juvenile and correctional institutions, nursing homes and hospitals for chronically ill.

Non-Institutional Group Quarters contain people living in group quarters other than institutions including college dormitories, religious/other group homes, missions and shelters.

A **Housing Unit** is a house, apartment, mobile home or trailer, group of rooms, or a single room occupied as separate living quarters in which occupants live separately from other individuals in the building.

The following terms are used by the Chancery and the Research and Planning Office when collecting data in the Annual Pastoral Report:

A **Religiously Mixed Household** is a registered household in which at least one member is not Catholic.

A **Contributing Household** is a registered household that regularly uses Church envelopes or is a known financial contributor.