

2000 U.S. Census Data - Report 4a

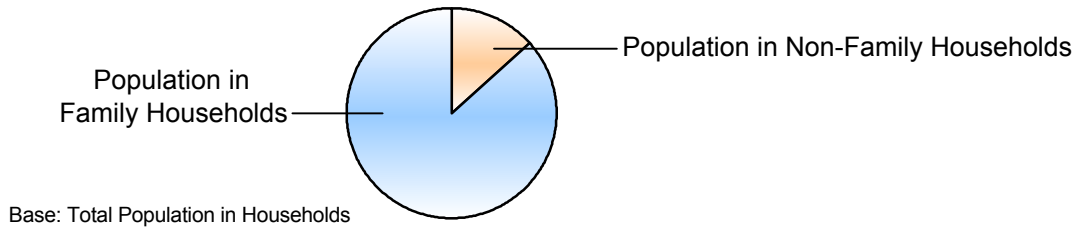
Vicariate: Delaware County Vicariate

Cluster: **Cluster 62**

	Population		Households	
	#	Pct.	#	Pct.
Total (in Cluster Boundaries)	66,149	100.0%	25,487	100.0%

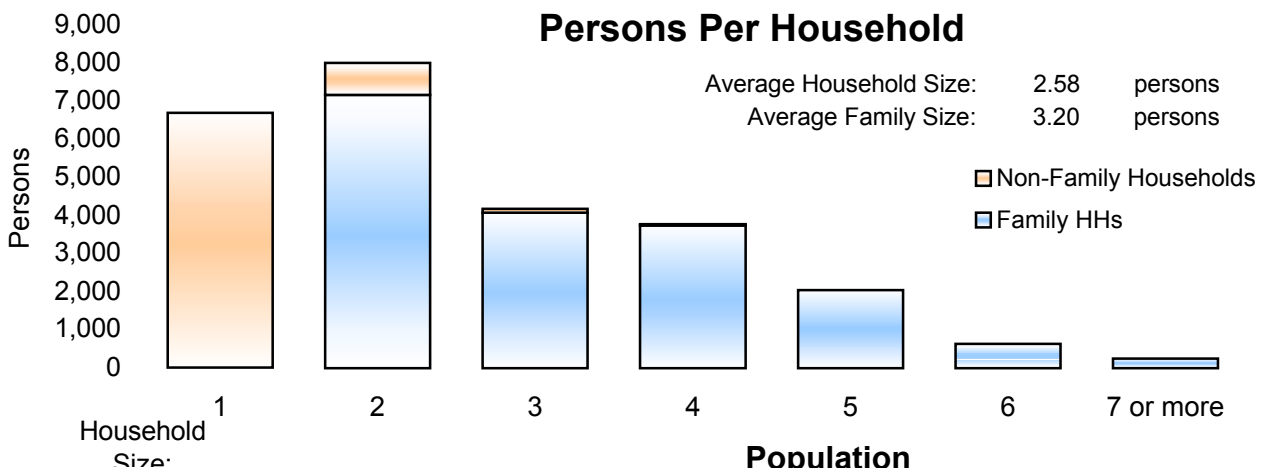
Where do people live?

	Population #	Population Pct.	Households #	Households Pct.
In Households	65,878	99.6%	25,487	100.0%
Family Households	57,131	86.4%	17,854	70.1%
Married Couple Family			14,458	56.7%
Male Householder, no wife present			851	3.3%
Female Householder, no husband present			2,545	10.0%



	Population		Households	
	#	Pct.	#	Pct.
Non-Family Households	8,747	13.2%	7,633	29.9%
Single Person Households (total)	6,675	10.1%	6,675	26.2%
Single Person Households Over 65 Years	3,117	4.7%	3,117	12.2%
Other Non Family Households (total)	2,072	3.1%	958	3.8%

Households with: Same-Sex Unmarried Partners	In Family or Non-Family Households	100	0.4%
Households with: Opposite-Sex Unmarried Partners	In Family or Non-Family Households	759	3.0%



	Population #	Population Pct.
In Group Quarters (Total)	271	0.4%
Institutional Population	141	0.2%
Noninstitutionalized Population	130	0.2%

2000 U.S. Census Data - Report 4b

Vicariate: Delaware County Vicariate

Cluster:

Cluster 62

Population

Where do Children - Under Age 18 - Live?

Total Children - Under Age 18 (in Cluster Boundaries)

In Households

Householder or spouse is under 18

With Related:

Married-couple family

Male householder, no wife present

Female householder, no husband present

Grandparent householder

Other related householder

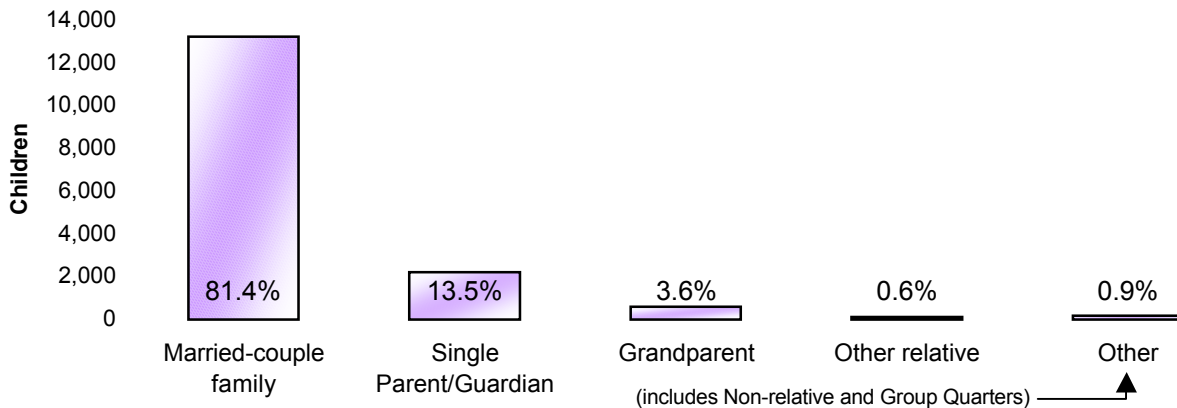
With Nonrelatives

In Group Quarters

Institutionalized population

Noninstitutionalized population

	#	Pct.
Total Children - Under Age 18 (in Cluster Boundaries)	16,249	100.0%
In Households	16,246	100.0%
Householder or spouse is under 18	10	0.1%
With Related:		
Married-couple family	13,228	81.4%
Male householder, no wife present	539	3.3%
Female householder, no husband present	1,660	10.2%
Grandparent householder	584	3.6%
Other related householder	99	0.6%
With Nonrelatives	126	0.8%
In Group Quarters	3	0.0%
Institutionalized population	0	0.0%
Noninstitutionalized population	3	0.0%



Where do Adults - Age 65 and older - Live?

Total Adults - Age 65 and older (in Cluster Boundaries)

In Households

Family Households:

Is Householder or Spouse

With Householder Child

With Other Relative householder

With Non-Related Householder

In Nonfamily households:

Male Living Alone

Female Living Alone

Other

In group quarters:

Institutionalized population

Noninstitutionalized population

	#	Pct.
Total Adults - Age 65 and older (in Cluster Boundaries)	11,349	100.0%
In Households	11,187	98.6%
Family Households:		
Is Householder or Spouse	7,037	62.0%
With Householder Child	436	3.8%
With Other Relative householder	462	4.1%
With Non-Related Householder	18	0.2%
In Nonfamily households:		
Male Living Alone	733	6.5%
Female Living Alone	2,384	21.0%
Other	117	1.0%
In group quarters:	162	1.4%
Institutionalized population	136	1.2%
Noninstitutionalized population	26	0.2%

2000 U.S. Census Data - Report 4c

Vicariate: Delaware County Vicariate

Cluster: **Cluster 62**

What do we know about Catholic Households?	Population		Households	
	#	Pct.	#	Pct.
Registered Catholic (Total)	45,520	100.0%	16,272	100.0%
Single Person Households	2,933	6.4%	2,933	18.0%
Religiously Mixed Households			1,647	10.1%
Contributing Households			6,870	42.2%

Household Charts:




Base: Total Registered Catholic Households

How many housing units are in the cluster?

Housing Units

	#	Pct. of Total
Total Housing Units	26,250	100.0%
Occupied	25,487	97.1%
Owner-occupied	19,777	75.3%
Renter-occupied	5,710	21.8%
Vacant	763	2.9%



Notes: (a) Sources: U.S. Census Bureau; 2000 Census of Population and Housing, Summary File 1; (August 2001), 2000 Annual Pastoral Report, completed by pastors for the Chancery Office.
 (b) Data are calculated by assignment and aggregation of census block/tract to reported geography.
 (c) Percentages may not total to 100% due to rounding.
 (d) Average Household and Average Family Size computed as means.

2000 U.S. Census Reports 4a, 4b, and 4c

The U.S. Census Bureau collects data on the people of the United States every 10 years. The 2000 U.S. Census Reports are produced by the Office for Research and Planning of the Archdiocese of Philadelphia for use by pastors. A complete glossary of U.S. Census terminology may be found at: <http://www.census.gov/main/www/glossary.html>. Listed below are definitions to help you understand U.S. Census Reports 4a, 4b, and 4c.

Important Definitions from the U.S. Census:

The census reports two main kinds of housing: households and group quarters:

A **household** is a house, apartment, mobile home or trailer, or a single/group of rooms occupied as separate living quarters.

A **family** includes a householder (the person in whose name the home is owned or rented) and one or more people living in the same household who are related to the householder by birth, marriage, or adoption.

Non-family households are comprised of a householder living alone or with non-relatives only.

In most cases, the **householder** is the person (or one of the people) in whose name the home is owned or rented and/or is listed as Person 1 on the census questionnaire.

A household which contains **unmarried partners** (a householder and his or her partner who are not legally married or participating in a common law marriage) can be either a family or a non-family household. If related persons (e.g. children) live there also, this would be a family household.

Institutional Group Quarters contain people under the care or supervision of trained staff, and classified as "patients" or "inmates" in juvenile and correctional institutions, nursing homes and hospitals for chronically ill.

Non-Institutional Group Quarters contain people living in group quarters other than institutions including college dormitories, religious/other group homes, missions and shelters.

A **Housing Unit** is a house, apartment, mobile home or trailer, group of rooms, or a single room occupied as separate living quarters in which occupants live separately from other individuals in the building.

The following terms are used by the Chancery and the Research and Planning Office when collecting data in the Annual Pastoral Report:

A **Religiously Mixed Household** is a registered household in which at least one member is not Catholic.

A **Contributing Household** is a registered household that regularly uses Church envelopes or is a known financial contributor.