

2000 U.S. Census Data - Report 4a

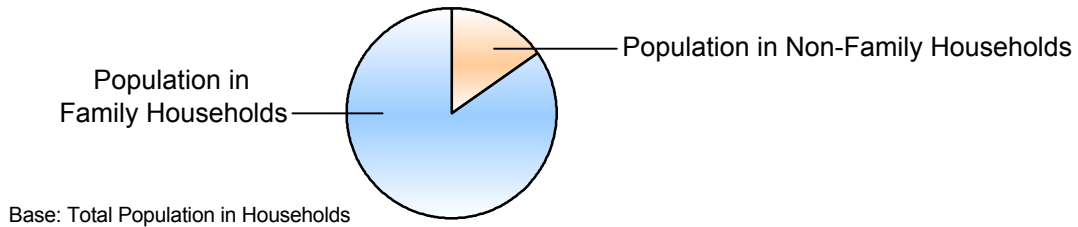
Vicariate: Delaware County Vicariate

Cluster: **Cluster 65**

	Population		Households	
	#	Pct.	#	Pct.
Total (in Cluster Boundaries)	54,940	100.0%	21,250	100.0%

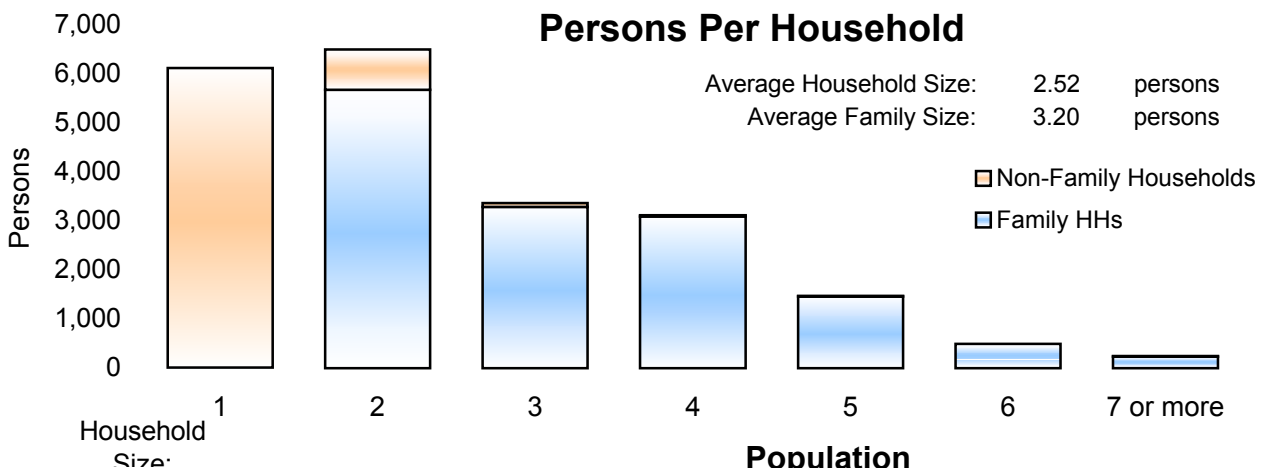
Where do people live?

	Population #	Population Pct.	Households #	Households Pct.
In Households	53,565	97.5%	21,250	100.0%
Family Households	45,328	82.5%	14,183	66.7%
Married Couple Family			10,827	51.0%
Male Householder, no wife present			814	3.8%
Female Householder, no husband present			2,542	12.0%



	Population		Households	
	#	Pct.	#	Pct.
Non-Family Households	8,237	15.0%	7,067	33.3%
Single Person Households (total)	6,113	11.1%	6,113	28.8%
Single Person Households Over 65 Years	2,662	4.8%	2,662	12.5%
Other Non Family Households (total)	2,124	3.9%	954	4.5%

Households with: Same-Sex Unmarried Partners	In Family or Non-Family Households	96	0.5%
Households with: Opposite-Sex Unmarried Partners	In Family or Non-Family Households	846	4.0%



	Population #	Population Pct.
In Group Quarters (Total)	1,375	2.5%
Institutional Population	70	0.1%
Noninstitutionalized Population	1,305	2.4%

2000 U.S. Census Data - Report 4b

Vicariate: Delaware County Vicariate

Cluster:

Cluster 65

Population

Where do Children - Under Age 18 - Live?

Total Children - Under Age 18 (in Cluster Boundaries)

In Households

Householder or spouse is under 18

With Related:

Married-couple family

Male householder, no wife present

Female householder, no husband present

Grandparent householder

Other related householder

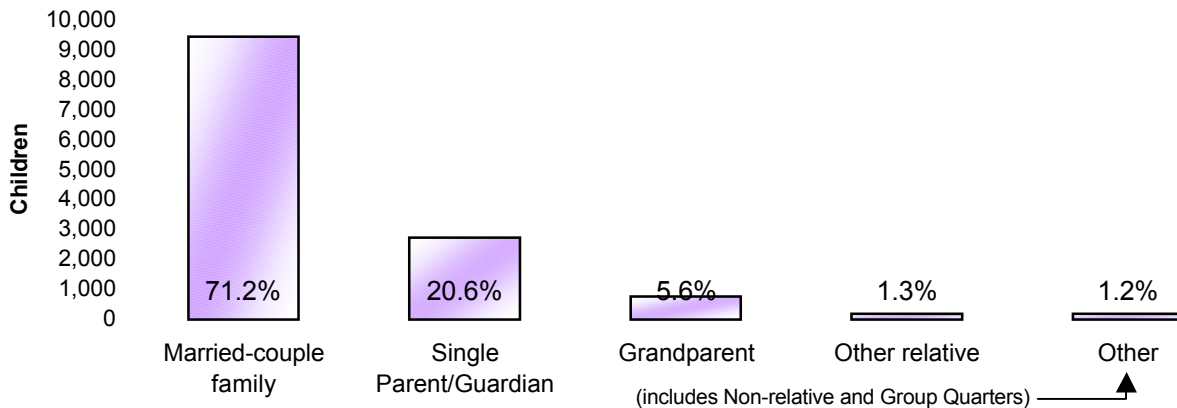
With Nonrelatives

In Group Quarters

Institutionalized population

Noninstitutionalized population

	#	Pct.
Total Children - Under Age 18 (in Cluster Boundaries)	13,241	100.0%
In Households	13,237	100.0%
Householder or spouse is under 18	13	0.1%
With Related:		
Married-couple family	9,434	71.2%
Male householder, no wife present	607	4.6%
Female householder, no husband present	2,116	16.0%
Grandparent householder	747	5.6%
Other related householder	172	1.3%
With Nonrelatives	148	1.1%
In Group Quarters	4	0.0%
Institutionalized population	0	0.0%
Noninstitutionalized population	4	0.0%



Where do Adults - Age 65 and older - Live?

Total Adults - Age 65 and older (in Cluster Boundaries)

In Households

Family Households:

Is Householder or Spouse

With Householder Child

With Other Relative householder

With Non-Related Householder

In Nonfamily households:

Male Living Alone

Female Living Alone

Other

In group quarters:

Institutionalized population

Noninstitutionalized population

	#	Pct.
Total Adults - Age 65 and older (in Cluster Boundaries)	9,129	100.0%
In Households	9,050	99.1%
Family Households:		
Is Householder or Spouse	5,565	61.0%
With Householder Child	341	3.7%
With Other Relative householder	272	3.0%
With Non-Related Householder	33	0.4%
In Nonfamily households:		
Male Living Alone	638	7.0%
Female Living Alone	2,024	22.2%
Other	177	1.9%
In group quarters:	79	0.9%
Institutionalized population	61	0.7%
Noninstitutionalized population	18	0.2%

2000 U.S. Census Data - Report 4c

Vicariate: Delaware County Vicariate

Cluster: **Cluster 65**

What do we know about Catholic Households?	Population		Households	
	#	Pct.	#	Pct.
Registered Catholic (Total)	26,935	100.0%	9,086	100.0%
Single Person Households	1,930	7.2%	1,930	21.2%
Religiously Mixed Households			1,316	14.5%
Contributing Households			5,004	55.1%

Household Charts:




Base: Total Registered Catholic Households

How many housing units are in the cluster?

Housing Units

	#	Pct. of Total
Total Housing Units	22,232	100.0%
Occupied	21,250	95.6%
Owner-occupied	15,324	68.9%
Renter-occupied	5,926	26.7%
Vacant	982	4.4%



- Notes:
- (a) Sources: U.S. Census Bureau; 2000 Census of Population and Housing, Summary File 1; (August 2001), 2000 Annual Pastoral Report, completed by pastors for the Chancery Office.
 - (b) Data are calculated by assignment and aggregation of census block/tract to reported geography.
 - (c) Percentages may not total to 100% due to rounding.
 - (d) Average Household and Average Family Size computed as means.

2000 U.S. Census Reports 4a, 4b, and 4c

The U.S. Census Bureau collects data on the people of the United States every 10 years. The 2000 U.S. Census Reports are produced by the Office for Research and Planning of the Archdiocese of Philadelphia for use by pastors. A complete glossary of U.S. Census terminology may be found at: <http://www.census.gov/main/www/glossary.html>. Listed below are definitions to help you understand U.S. Census Reports 4a, 4b, and 4c.

Important Definitions from the U.S. Census:

The census reports two main kinds of housing: households and group quarters:

A **household** is a house, apartment, mobile home or trailer, or a single/group of rooms occupied as separate living quarters.

A **family** includes a householder (the person in whose name the home is owned or rented) and one or more people living in the same household who are related to the householder by birth, marriage, or adoption.

Non-family households are comprised of a householder living alone or with non-relatives only.

In most cases, the **householder** is the person (or one of the people) in whose name the home is owned or rented and/or is listed as Person 1 on the census questionnaire.

A household which contains **unmarried partners** (a householder and his or her partner who are not legally married or participating in a common law marriage) can be either a family or a non-family household. If related persons (e.g. children) live there also, this would be a family household.

Institutional Group Quarters contain people under the care or supervision of trained staff, and classified as "patients" or "inmates" in juvenile and correctional institutions, nursing homes and hospitals for chronically ill.

Non-Institutional Group Quarters contain people living in group quarters other than institutions including college dormitories, religious/other group homes, missions and shelters.

A **Housing Unit** is a house, apartment, mobile home or trailer, group of rooms, or a single room occupied as separate living quarters in which occupants live separately from other individuals in the building.

The following terms are used by the Chancery and the Research and Planning Office when collecting data in the Annual Pastoral Report:

A **Religiously Mixed Household** is a registered household in which at least one member is not Catholic.

A **Contributing Household** is a registered household that regularly uses Church envelopes or is a known financial contributor.