

2000 U.S. Census Data - Report 4a

Vicariate: Delaware County Vicariate

Cluster:

Cluster 67

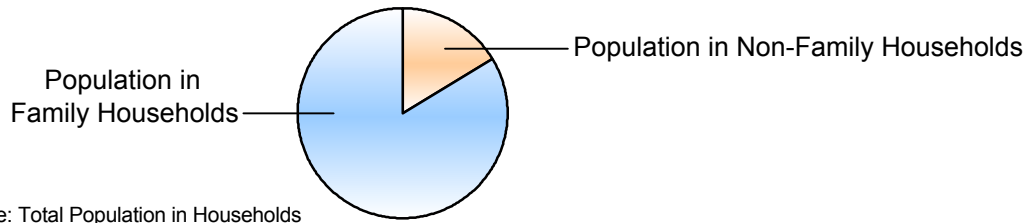
	Population		Households	
	#	Pct.	#	Pct.
Total (in Cluster Boundaries)	92,452	100.0%	34,694	100.0%

Where do people live?

In Households

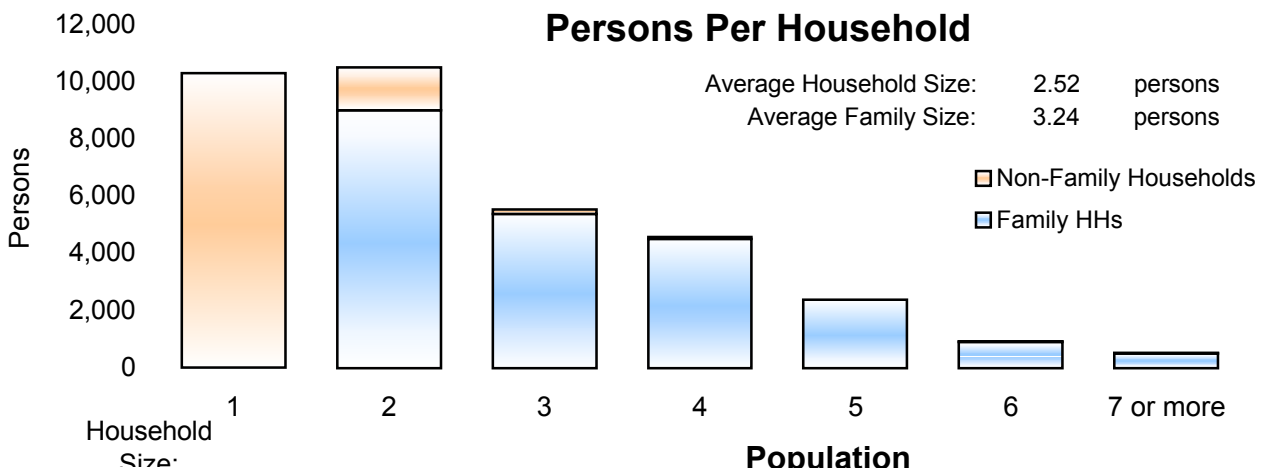
Family Households

Married Couple Family	73,267	79.2%	22,635	65.2%
Male Householder, no wife present			14,724	42.4%
Female Householder, no husband present			1,540	4.4%
			6,371	18.4%



	Population		Households	
	#	Pct.	#	Pct.
Non-Family Households	14,271	15.4%	12,059	34.8%
Single Person Households (total)	10,289	11.1%	10,289	29.7%
Single Person Households Over 65 Years	3,851	4.2%	3,851	11.1%
Other Non Family Households (total)	3,982	4.3%	1,770	5.1%

Households with: Same-Sex Unmarried Partners	In Family or Non-Family Households	190	0.5%
Households with: Opposite-Sex Unmarried Partners		1,589	4.6%



In Group Quarters (Total)

	Population #	Pct.
Institutional Population	4,914	5.3%
Noninstitutionalized Population	3,071	3.3%
	1,843	2.0%

2000 U.S. Census Data - Report 4b

Vicariate: Delaware County Vicariate

Cluster:

Cluster 67

Population

Where do Children - Under Age 18 - Live?

Total Children - Under Age 18 (in Cluster Boundaries)

In Households

Householder or spouse is under 18

With Related:

Married-couple family

Male householder, no wife present

Female householder, no husband present

Grandparent householder

Other related householder

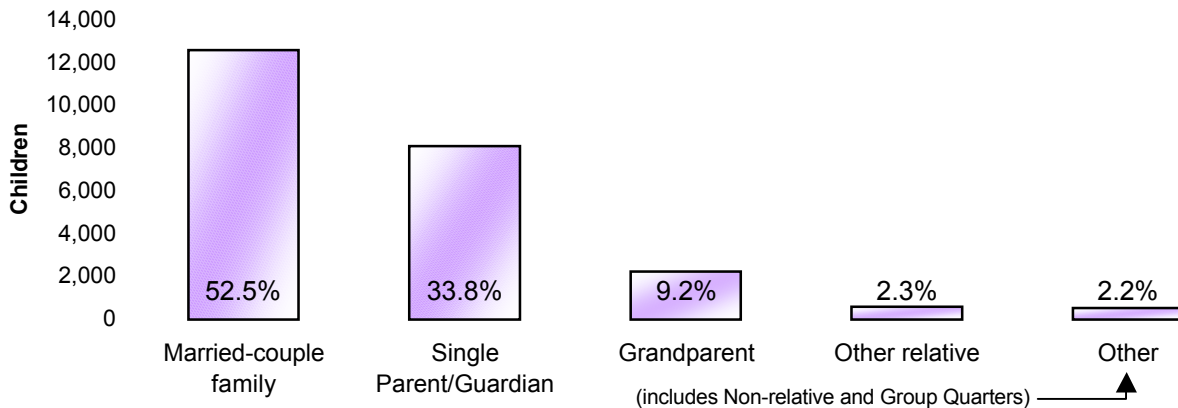
With Nonrelatives

In Group Quarters

Institutionalized population

Noninstitutionalized population

	#	Pct.
Total Children - Under Age 18 (in Cluster Boundaries)	23,986	100.0%
In Households	23,833	99.4%
Householder or spouse is under 18	20	0.1%
With Related:		
Married-couple family	12,588	52.5%
Male householder, no wife present	1,095	4.6%
Female householder, no husband present	7,005	29.2%
Grandparent householder	2,216	9.2%
Other related householder	561	2.3%
With Nonrelatives	348	1.5%
In Group Quarters	153	0.6%
Institutionalized population	92	0.4%
Noninstitutionalized population	61	0.3%



Where do Adults - Age 65 and older - Live?

Total Adults - Age 65 and older (in Cluster Boundaries)

In Households

Family Households:

Is Householder or Spouse

With Householder Child

With Other Relative householder

With Non-Related Householder

In Nonfamily households:

Male Living Alone

Female Living Alone

Other

In group quarters:

Institutionalized population

Noninstitutionalized population

	#	Pct.
Total Adults - Age 65 and older (in Cluster Boundaries)	14,004	100.0%
In Households	12,361	88.3%
Family Households:		
Is Householder or Spouse	7,105	50.7%
With Householder Child	522	3.7%
With Other Relative householder	478	3.4%
With Non-Related Householder	69	0.5%
In Nonfamily households:		
Male Living Alone	998	7.1%
Female Living Alone	2,853	20.4%
Other	336	2.4%
In group quarters:	1,643	11.7%
Institutionalized population	1,543	11.0%
Noninstitutionalized population	100	0.7%

2000 U.S. Census Data - Report 4c

Vicariate: Delaware County Vicariate

Cluster: **Cluster 67**

What do we know about Catholic Households?	Population		Households	
	#	Pct.	#	Pct.
Registered Catholic (Total)	24,474	100.0%	8,797	100.0%
Single Person Households	1,655	6.8%	1,655	18.8%
Religiously Mixed Households			1,405	16.0%
Contributing Households			4,432	50.4%

Household Charts:




Base: Total Registered Catholic Households

How many housing units are in the cluster?

Housing Units

	#	Pct. of Total
Total Housing Units	37,728	100.0%
Occupied	34,694	92.0%
Owner-occupied	22,525	59.7%
Renter-occupied	12,169	32.3%
Vacant	3,034	8.0%



- Notes:
- (a) Sources: U.S. Census Bureau; 2000 Census of Population and Housing, Summary File 1; (August 2001), 2000 Annual Pastoral Report, completed by pastors for the Chancery Office.
 - (b) Data are calculated by assignment and aggregation of census block/tract to reported geography.
 - (c) Percentages may not total to 100% due to rounding.
 - (d) Average Household and Average Family Size computed as means.

2000 U.S. Census Reports 4a, 4b, and 4c

The U.S. Census Bureau collects data on the people of the United States every 10 years. The 2000 U.S. Census Reports are produced by the Office for Research and Planning of the Archdiocese of Philadelphia for use by pastors. A complete glossary of U.S. Census terminology may be found at: <http://www.census.gov/main/www/glossary.html>. Listed below are definitions to help you understand U.S. Census Reports 4a, 4b, and 4c.

Important Definitions from the U.S. Census:

The census reports two main kinds of housing: households and group quarters:

A **household** is a house, apartment, mobile home or trailer, or a single/group of rooms occupied as separate living quarters.

A **family** includes a householder (the person in whose name the home is owned or rented) and one or more people living in the same household who are related to the householder by birth, marriage, or adoption.

Non-family households are comprised of a householder living alone or with non-relatives only.

In most cases, the **householder** is the person (or one of the people) in whose name the home is owned or rented and/or is listed as Person 1 on the census questionnaire.

A household which contains **unmarried partners** (a householder and his or her partner who are not legally married or participating in a common law marriage) can be either a family or a non-family household. If related persons (e.g. children) live there also, this would be a family household.

Institutional Group Quarters contain people under the care or supervision of trained staff, and classified as "patients" or "inmates" in juvenile and correctional institutions, nursing homes and hospitals for chronically ill.

Non-Institutional Group Quarters contain people living in group quarters other than institutions including college dormitories, religious/other group homes, missions and shelters.

A **Housing Unit** is a house, apartment, mobile home or trailer, group of rooms, or a single room occupied as separate living quarters in which occupants live separately from other individuals in the building.

The following terms are used by the Chancery and the Research and Planning Office when collecting data in the Annual Pastoral Report:

A **Religiously Mixed Household** is a registered household in which at least one member is not Catholic.

A **Contributing Household** is a registered household that regularly uses Church envelopes or is a known financial contributor.