

2000 U.S. Census Data - Report 4a

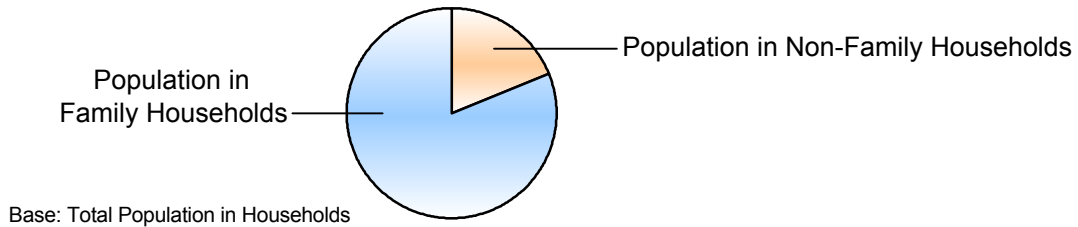
Vicariate: Montgomery County Vicariate

Cluster: **Cluster 71**

	Population		Households	
	#	Pct.	#	Pct.
Total (in Cluster Boundaries)	56,633	100.0%	23,096	100.0%

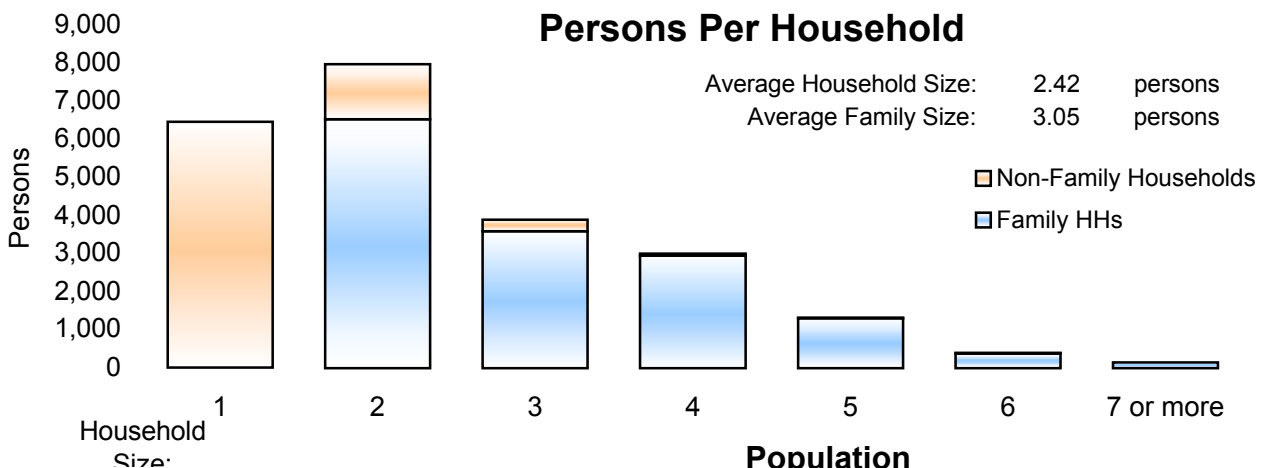
Where do people live?

	Population	Households
	#	Pct.
In Households	55,804	98.5%
Family Households	45,215	79.8%
Married Couple Family	14,823	64.2%
Male Householder, no wife present	11,959	51.8%
Female Householder, no husband present	781	3.4%
Non-Family Households	10,589	18.7%
Single Person Households (total)	8,273	35.8%
Single Person Households Over 65 Years	1,897	8.2%
Other Non Family Households (total)	1,820	7.9%



	Population	Households
	#	Pct.
Non-Family Households	10,589	18.7%
Single Person Households (total)	8,273	35.8%
Single Person Households Over 65 Years	1,897	8.2%
Other Non Family Households (total)	1,820	7.9%

Households with: Same-Sex Unmarried Partners	In Family or Non-Family Households	105	0.5%
Households with: Opposite-Sex Unmarried Partners		879	3.8%



	Population
	#
In Group Quarters (Total)	829
Institutional Population	743
Noninstitutionalized Population	86

2000 U.S. Census Data - Report 4b

Vicariate: Montgomery County Vicariate

Cluster:

Cluster 71

Population

Where do Children - Under Age 18 - Live?

Total Children - Under Age 18 (in Cluster Boundaries)

In Households

Householder or spouse is under 18

With Related:

Married-couple family

Male householder, no wife present

Female householder, no husband present

Grandparent householder

Other related householder

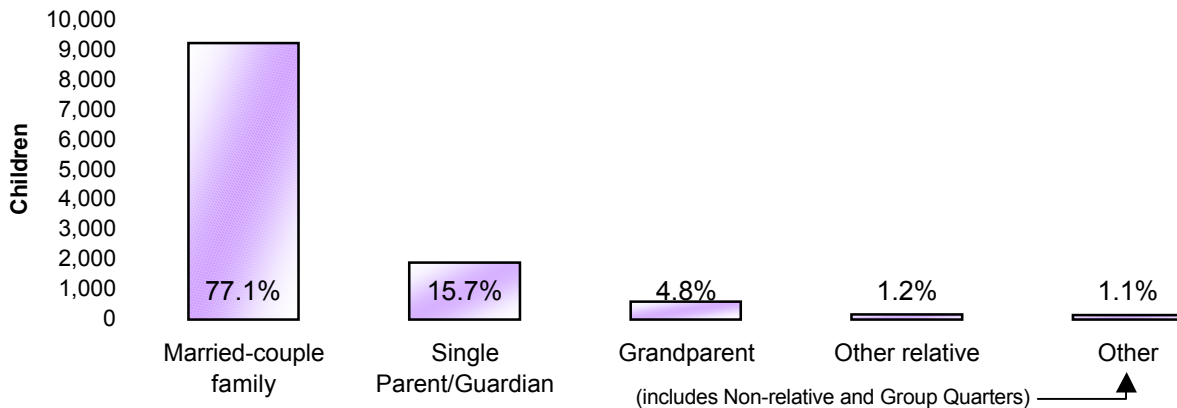
With Nonrelatives

In Group Quarters

Institutionalized population

Noninstitutionalized population

	#	Pct.
Total Children - Under Age 18 (in Cluster Boundaries)	11,970	100.0%
In Households	11,963	99.9%
Householder or spouse is under 18	9	0.1%
With Related:		
Married-couple family	9,232	77.1%
Male householder, no wife present	471	3.9%
Female householder, no husband present	1,408	11.8%
Grandparent householder	579	4.8%
Other related householder	149	1.2%
With Nonrelatives	115	1.0%
In Group Quarters	7	0.1%
Institutionalized population	0	0.0%
Noninstitutionalized population	7	0.1%



Where do Adults - Age 65 and older - Live?

Total Adults - Age 65 and older (in Cluster Boundaries)

In Households

Family Households:

Is Householder or Spouse

With Householder Child

With Other Relative householder

With Non-Related Householder

In Nonfamily households:

Male Living Alone

Female Living Alone

Other

In group quarters:

Institutionalized population

Noninstitutionalized population

	#	Pct.
Total Adults - Age 65 and older (in Cluster Boundaries)	8,655	100.0%
In Households	7,884	91.1%
Family Households:		
Is Householder or Spouse	5,143	59.4%
With Householder Child	354	4.1%
With Other Relative householder	302	3.5%
With Non-Related Householder	31	0.4%
In Nonfamily households:		
Male Living Alone	511	5.9%
Female Living Alone	1,386	16.0%
Other	157	1.8%
In group quarters:	771	8.9%
Institutionalized population	730	8.4%
Noninstitutionalized population	41	0.5%

2000 U.S. Census Data - Report 4c

Vicariate: Montgomery County Vicariate

Cluster: **Cluster 71**

What do we know about Catholic Households?	Population		Households	
	#	Pct.	#	Pct.
Registered Catholic (Total)	24,416	100.0%	9,596	100.0%
Single Person Households	2,368	9.7%	2,368	24.7%
Religiously Mixed Households			1,092	11.4%
Contributing Households			5,008	52.2%

Household Charts:




Base: Total Registered Catholic Households

How many housing units are in the cluster?

Housing Units

	#	Pct. of Total
Total Housing Units	24,035	100.0%
Occupied	23,096	96.1%
Owner-occupied	16,099	67.0%
Renter-occupied	6,997	29.1%
Vacant	939	3.9%



- Notes:
- (a) Sources: U.S. Census Bureau; 2000 Census of Population and Housing, Summary File 1; (August 2001), 2000 Annual Pastoral Report, completed by pastors for the Chancery Office.
 - (b) Data are calculated by assignment and aggregation of census block/tract to reported geography.
 - (c) Percentages may not total to 100% due to rounding.
 - (d) Average Household and Average Family Size computed as means.

2000 U.S. Census Reports 4a, 4b, and 4c

The U.S. Census Bureau collects data on the people of the United States every 10 years. The 2000 U.S. Census Reports are produced by the Office for Research and Planning of the Archdiocese of Philadelphia for use by pastors. A complete glossary of U.S. Census terminology may be found at: <http://www.census.gov/main/www/glossary.html>. Listed below are definitions to help you understand U.S. Census Reports 4a, 4b, and 4c.

Important Definitions from the U.S. Census:

The census reports two main kinds of housing: households and group quarters:

A **household** is a house, apartment, mobile home or trailer, or a single/group of rooms occupied as separate living quarters.

A **family** includes a householder (the person in whose name the home is owned or rented) and one or more people living in the same household who are related to the householder by birth, marriage, or adoption.

Non-family households are comprised of a householder living alone or with non-relatives only.

In most cases, the **householder** is the person (or one of the people) in whose name the home is owned or rented and/or is listed as Person 1 on the census questionnaire.

A household which contains **unmarried partners** (a householder and his or her partner who are not legally married or participating in a common law marriage) can be either a family or a non-family household. If related persons (e.g. children) live there also, this would be a family household.

Institutional Group Quarters contain people under the care or supervision of trained staff, and classified as "patients" or "inmates" in juvenile and correctional institutions, nursing homes and hospitals for chronically ill.

Non-Institutional Group Quarters contain people living in group quarters other than institutions including college dormitories, religious/other group homes, missions and shelters.

A **Housing Unit** is a house, apartment, mobile home or trailer, group of rooms, or a single room occupied as separate living quarters in which occupants live separately from other individuals in the building.

The following terms are used by the Chancery and the Research and Planning Office when collecting data in the Annual Pastoral Report:

A **Religiously Mixed Household** is a registered household in which at least one member is not Catholic.

A **Contributing Household** is a registered household that regularly uses Church envelopes or is a known financial contributor.