

# 2000 U.S. Census Data - Report 4a

Cluster: 24  
 Vicariate: Philadelphia - South  
 Parish:

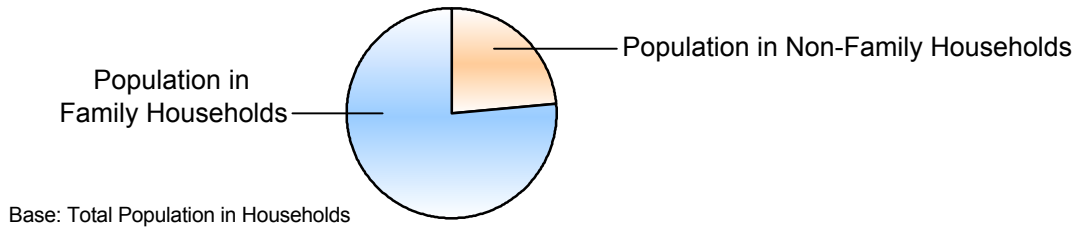
FS# : 1045

## Annunciation B.V.M.

	Population		Households	
	#	Pct.	#	Pct.
<b>Total (in Parish Boundaries)</b>	<b>11,582</b>	<b>100.0%</b>	<b>5,114</b>	<b>100.0%</b>

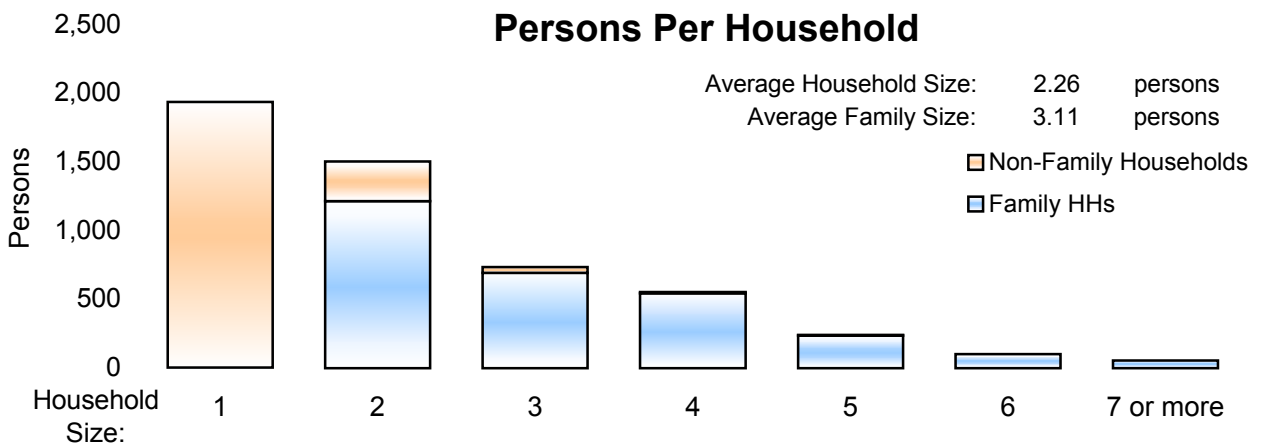
*Where do people live?*

	Population #	Population Pct.	Households #	Households Pct.
<b>In Households</b>	<b>11,537</b>	<b>99.6%</b>	<b>5,114</b>	<b>100.0%</b>
<b>Family Households</b>	<b>8,800</b>	<b>76.0%</b>	<b>2,826</b>	<b>55.3%</b>
Married Couple Family			<b>1,734</b>	<b>33.9%</b>
Male Householder, no wife present			<b>300</b>	<b>5.9%</b>
Female Householder, no husband present			<b>792</b>	<b>15.5%</b>



	Population		Households	
	#	Pct.	#	Pct.
<b>Non-Family Households</b>	<b>2,737</b>	<b>23.6%</b>	<b>2,288</b>	<b>44.7%</b>
Single Person Households (total)	<b>1,936</b>	<b>16.7%</b>	<b>1,936</b>	<b>37.9%</b>
Single Person Households Over 65 Years	<b>833</b>	<b>7.2%</b>	<b>833</b>	<b>16.3%</b>
Other Non Family Households (total)	<b>801</b>	<b>6.9%</b>	<b>352</b>	<b>6.9%</b>

Households with: Same-Sex Unmarried Partners	In Family or Non-Family Households	61	1.2%
Households with: Opposite-Sex Unmarried Partners	In Family or Non-Family Households	180	3.5%



	Population #	Population Pct.
<b>In Group Quarters (Total)</b>	<b>45</b>	<b>0.4%</b>
Institutional Population	<b>0</b>	<b>0.0%</b>
Noninstitutionalized Population	<b>45</b>	<b>0.4%</b>

# 2000 U.S. Census Data - Report 4b

Cluster: 24  
Vicariate: Philadelphia - South

FS#: 1045

Parish: **Annunciation B.V.M.**

## Population

### Where do Children - Under Age 18 - Live?

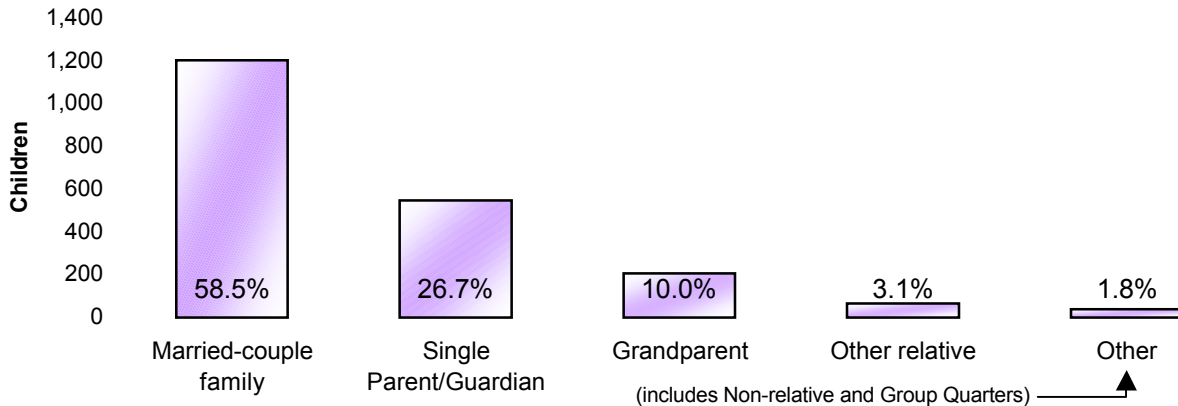
#### Total Children - Under Age 18 (in Parish Boundaries)

##### **In Households**

	#	Pct.
<b>Total Children - Under Age 18 (in Parish Boundaries)</b>	<b>2,052</b>	<b>100.0%</b>
<b><i>In Households</i></b>	<b>2,052</b>	<b>100.0%</b>
Householder or spouse is under 18	6	0.3%
With Related:		
Married-couple family	1,201	58.5%
Male householder, no wife present	99	4.8%
Female householder, no husband present	448	21.8%
Grandparent householder	205	10.0%
Other related householder	63	3.1%
With Nonrelatives	30	1.5%

##### ***In Group Quarters***

Institutionalized population	0	0.0%
Noninstitutionalized population	0	0.0%



### Where do Adults - Age 65 and older - Live?

#### Total Adults - Age 65 and older (in Parish Boundaries)

##### ***In Households***

	#	Pct.
<b>Total Adults - Age 65 and older (in Parish Boundaries)</b>	<b>2,441</b>	<b>100.0%</b>
<b><i>In Households</i></b>	<b>2,415</b>	<b>98.9%</b>
Family Households:		
Is Householder or Spouse	1,195	49.0%
With Householder Child	154	6.3%
With Other Relative householder	158	6.5%
With Non-Related Householder	14	0.6%
In Nonfamily households:		
Male Living Alone	203	8.3%
Female Living Alone	630	25.8%
Other	61	2.5%

##### ***In group quarters:***

Institutionalized population	0	0.0%
Noninstitutionalized population	26	1.1%

# 2000 U.S. Census Data - Report 4c

Cluster: 24  
Vicariate: Philadelphia - South

FS#: 1045

Parish: **Annunciation B.V.M.**

What do we know about Catholic Households?	Population		Households	
	#	Pct.	#	Pct.
Registered Catholic (Total)	3,751	100.0%	1,760	100.0%
Single Person Households	712	19.0%	712	40.5%
Religiously Mixed Households			36	2.0%
Contributing Households			984	55.9%

## Household Charts:




Base: Total Registered Catholic Households

## How many housing units are in the parish?

## Housing Units

	#	Pct. of Total
Total Housing Units	5,678	100.0%
Occupied	5,114	90.1%
Owner-occupied	3,452	60.8%
Renter-occupied	1,662	29.3%
Vacant	564	9.9%



- Notes:
- (a) Sources: U.S. Census Bureau; 2000 Census of Population and Housing, Summary File 1; (August 2001), 2000 Annual Pastoral Report, completed by pastors for the Chancery Office.
  - (b) Data are calculated by assignment and aggregation of census block/tract to reported geography.
  - (c) Percentages may not total to 100% due to rounding.
  - (d) Average Household and Average Family Size computed as means.

## 2000 U.S. Census Reports 4a, 4b, and 4c

The U.S. Census Bureau collects data on the people of the United States every 10 years. The 2000 U.S. Census Reports are produced by the Office for Research and Planning of the Archdiocese of Philadelphia for use by pastors. A complete glossary of U.S. Census terminology may be found at: <http://www.census.gov/main/www/glossary.html>. Listed below are definitions to help you understand U.S. Census Reports 4a, 4b, and 4c.

### **Important Definitions from the U.S. Census:**

The census reports two main kinds of housing: households and group quarters:

A **household** is a house, apartment, mobile home or trailer, or a single/group of rooms occupied as separate living quarters.

A **family** includes a householder (the person in whose name the home is owned or rented) and one or more people living in the same household who are related to the householder by birth, marriage, or adoption.

**Non-family households** are comprised of a householder living alone or with non-relatives only.

In most cases, the **householder** is the person (or one of the people) in whose name the home is owned or rented and/or is listed as Person 1 on the census questionnaire.

A household which contains **unmarried partners** (a householder and his or her partner who are not legally married or participating in a common law marriage) can be either a family or a non-family household. If related persons (e.g. children) live there also, this would be a family household.

**Institutional Group Quarters** contain people under the care or supervision of trained staff, and classified as "patients" or "inmates" in juvenile and correctional institutions, nursing homes and hospitals for chronically ill.

**Non-Institutional Group Quarters** contain people living in group quarters other than institutions including college dormitories, religious/other group homes, missions and shelters.

A **Housing Unit** is a house, apartment, mobile home or trailer, group of rooms, or a single room occupied as separate living quarters in which occupants live separately from other individuals in the building.

The following terms are used by the Chancery and the Research and Planning Office when collecting data in the Annual Pastoral Report:

A **Religiously Mixed Household** is a registered household in which at least one member is not Catholic.

A **Contributing Household** is a registered household that regularly uses Church envelopes or is a known financial contributor.