

2000 U.S. Census Data - Report 4a

Cluster: 33
 Vicariate: Philadelphia - South
 Parish:

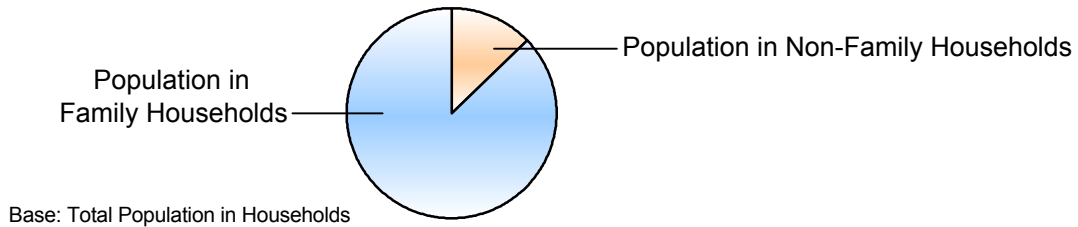
FS#: 1085

St. Barnabas

	Population		Households	
	#	Pct.	#	Pct.
Total (in Parish Boundaries)	14,740	100.0%	5,347	100.0%

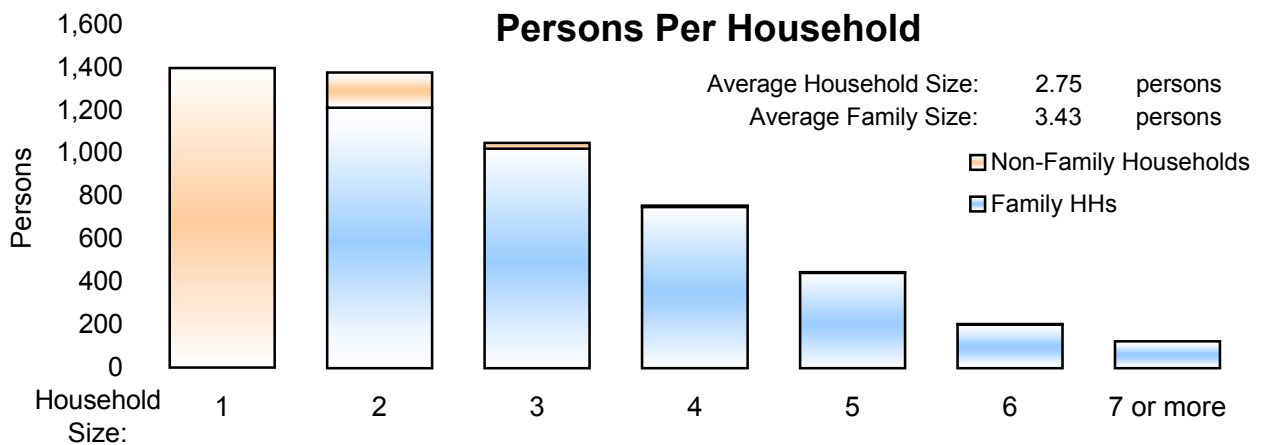
Where do people live?

	Population #	Population Pct.	Households #	Households Pct.
In Households	14,715	99.8%	5,347	100.0%
Family Households	12,855	87.2%	3,748	70.1%
Married Couple Family			1,629	30.5%
Male Householder, no wife present			392	7.3%
Female Householder, no husband present			1,727	32.3%



	Population		Households	
	#	Pct.	#	Pct.
Non-Family Households	1,860	12.6%	1,599	29.9%
Single Person Households (total)	1,397	9.5%	1,397	26.1%
Single Person Households Over 65 Years	537	3.6%	537	10.0%
Other Non Family Households (total)	463	3.1%	202	3.8%

Households with: Same-Sex Unmarried Partners	In Family or Non-Family Households	25	0.5%
Households with: Opposite-Sex Unmarried Partners	In Family or Non-Family Households	348	6.5%



	Population #	Population Pct.
In Group Quarters (Total)	25	0.2%
Institutional Population	7	0.0%
Noninstitutionalized Population	18	0.1%

2000 U.S. Census Data - Report 4b

Cluster: 33
Vicariate: Philadelphia - South

FS#: 1085

Parish: **St. Barnabas**

Population

Where do Children - Under Age 18 - Live?

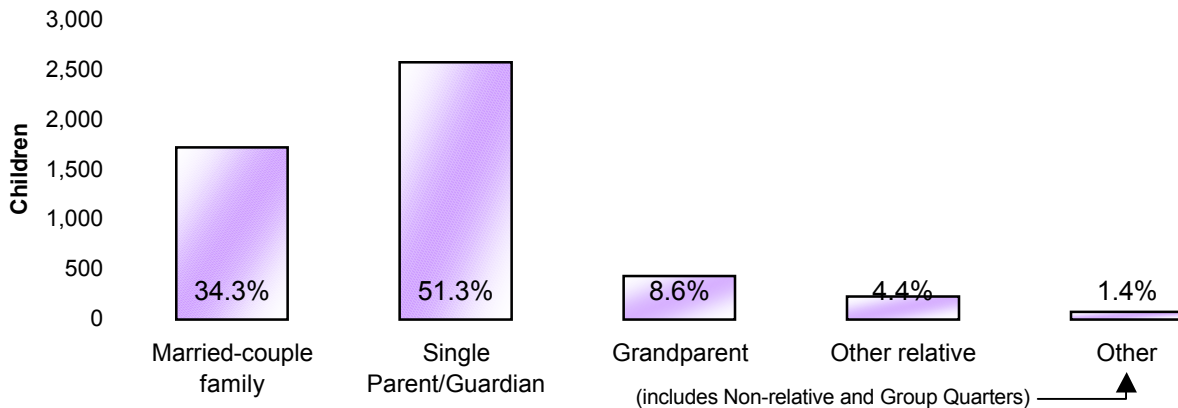
Total Children - Under Age 18 (in Parish Boundaries)

In Households

	#	Pct.
Total Children - Under Age 18 (in Parish Boundaries)	5,020	100.0%
In Households	5,016	99.9%
Householder or spouse is under 18	2	0.0%
With Related:		
Married-couple family	1,720	34.3%
Male householder, no wife present	389	7.7%
Female householder, no husband present	2,185	43.5%
Grandparent householder	433	8.6%
Other related householder	223	4.4%
With Nonrelatives	64	1.3%

In Group Quarters

Institutionalized population	4	0.1%
Noninstitutionalized population	0	0.0%



Where do Adults - Age 65 and older - Live?

Total Adults - Age 65 and older (in Parish Boundaries)

In Households

	#	Pct.
Total Adults - Age 65 and older (in Parish Boundaries)	1,498	100.0%
In Households	1,496	99.9%
Family Households:		
Is Householder or Spouse	752	50.2%
With Householder Child	93	6.2%
With Other Relative householder	69	4.6%
With Non-Related Householder	10	0.7%
In Nonfamily households:		
Male Living Alone	138	9.2%
Female Living Alone	399	26.6%
Other	35	2.3%

In group quarters:

Institutionalized population	2	0.1%
Noninstitutionalized population	0	0.0%

2000 U.S. Census Data - Report 4c

Cluster: 33
Vicariate: Philadelphia - South

FS#: 1085

Parish:

St. Barnabas

What do we know about Catholic Households?	Population		Households	
	#	Pct.	#	Pct.
Registered Catholic (Total)	5,090	100.0%	1,894	100.0%
Single Person Households	475	9.3%	475	25.1%
Religiously Mixed Households			140	7.4%
Contributing Households			600	31.7%

Household Charts:




Base: Total Registered Catholic Households

How many housing units are in the parish?

Housing Units

	#	Pct. of Total
Total Housing Units	5,879	100.0%
Occupied	5,347	91.0%
Owner-occupied	3,452	58.7%
Renter-occupied	1,895	32.2%
Vacant	532	9.0%



- Notes:
- (a) Sources: U.S. Census Bureau; 2000 Census of Population and Housing, Summary File 1; (August 2001), 2000 Annual Pastoral Report, completed by pastors for the Chancery Office.
 - (b) Data are calculated by assignment and aggregation of census block/tract to reported geography.
 - (c) Percentages may not total to 100% due to rounding.
 - (d) Average Household and Average Family Size computed as means.

2000 U.S. Census Reports 4a, 4b, and 4c

The U.S. Census Bureau collects data on the people of the United States every 10 years. The 2000 U.S. Census Reports are produced by the Office for Research and Planning of the Archdiocese of Philadelphia for use by pastors. A complete glossary of U.S. Census terminology may be found at: <http://www.census.gov/main/www/glossary.html>. Listed below are definitions to help you understand U.S. Census Reports 4a, 4b, and 4c.

Important Definitions from the U.S. Census:

The census reports two main kinds of housing: households and group quarters:

A **household** is a house, apartment, mobile home or trailer, or a single/group of rooms occupied as separate living quarters.

A **family** includes a householder (the person in whose name the home is owned or rented) and one or more people living in the same household who are related to the householder by birth, marriage, or adoption.

Non-family households are comprised of a householder living alone or with non-relatives only.

In most cases, the **householder** is the person (or one of the people) in whose name the home is owned or rented and/or is listed as Person 1 on the census questionnaire.

A household which contains **unmarried partners** (a householder and his or her partner who are not legally married or participating in a common law marriage) can be either a family or a non-family household. If related persons (e.g. children) live there also, this would be a family household.

Institutional Group Quarters contain people under the care or supervision of trained staff, and classified as "patients" or "inmates" in juvenile and correctional institutions, nursing homes and hospitals for chronically ill.

Non-Institutional Group Quarters contain people living in group quarters other than institutions including college dormitories, religious/other group homes, missions and shelters.

A **Housing Unit** is a house, apartment, mobile home or trailer, group of rooms, or a single room occupied as separate living quarters in which occupants live separately from other individuals in the building.

The following terms are used by the Chancery and the Research and Planning Office when collecting data in the Annual Pastoral Report:

A **Religiously Mixed Household** is a registered household in which at least one member is not Catholic.

A **Contributing Household** is a registered household that regularly uses Church envelopes or is a known financial contributor.