

2000 U.S. Census Data - Report 4a

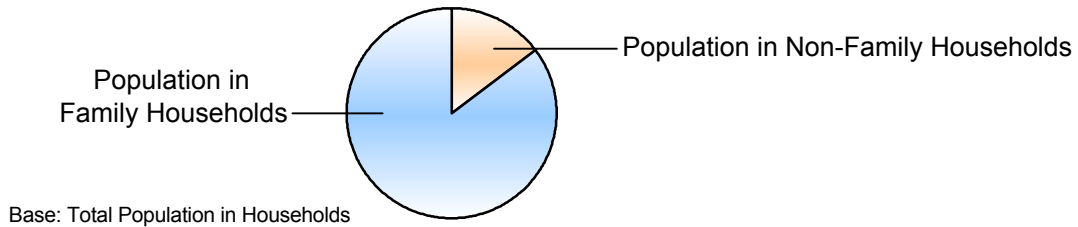
Cluster: 18
 Vicariate: Philadelphia - North
 Parish: **St. Benedict**

FS#: 1095

	Population		Households	
	#	Pct.	#	Pct.
Total (in Parish Boundaries)	17,691	100.0%	6,684	100.0%

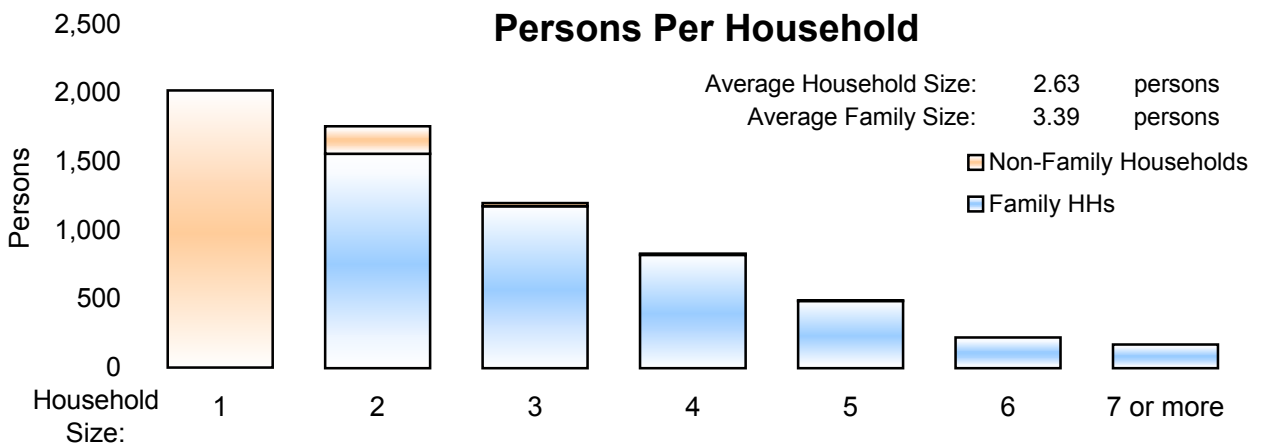
Where do people live?

	Population #	Population Pct.	Households #	Households Pct.
In Households	17,573	99.3%	6,684	100.0%
Family Households	15,008	84.8%	4,422	66.2%
Married Couple Family			1,794	26.8%
Male Householder, no wife present			424	6.3%
Female Householder, no husband present			2,204	33.0%



	Population #	Population Pct.	Households #	Households Pct.
Non-Family Households	2,565	14.5%	2,262	33.8%
Single Person Households (total)	2,021	11.4%	2,021	30.2%
Single Person Households Over 65 Years	853	4.8%	853	12.8%
Other Non Family Households (total)	544	3.1%	241	3.6%

Households with: Same-Sex Unmarried Partners	In Family or Non-Family Households	34	0.5%
Households with: Opposite-Sex Unmarried Partners		327	4.9%



	Population #	Population Pct.
In Group Quarters (Total)	118	0.7%
Institutional Population	0	0.0%
Noninstitutionalized Population	118	0.7%

2000 U.S. Census Data - Report 4b

Cluster: 18
Vicariate: Philadelphia - North

FS#: 1095

Parish: **St. Benedict**

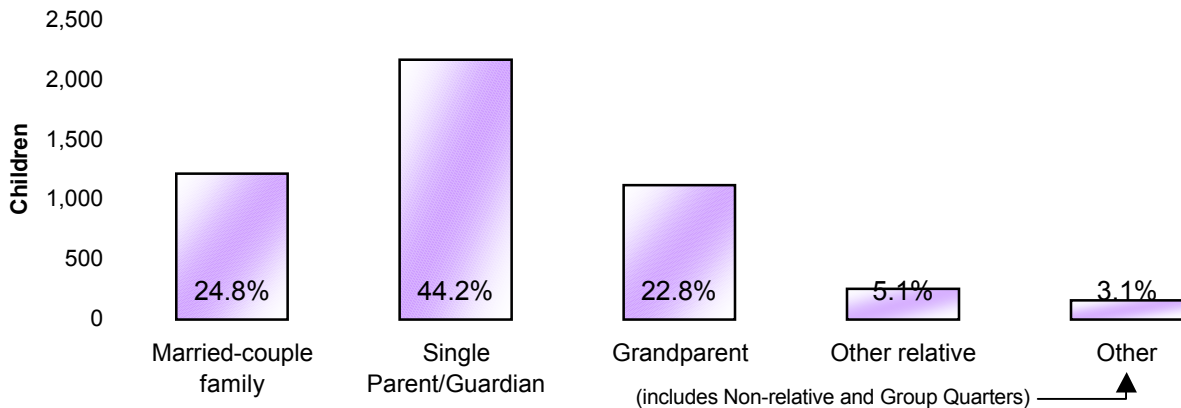
Population

Where do Children - Under Age 18 - Live?

Total Children - Under Age 18 (in Parish Boundaries)

In Households

	#	Pct.
Total Children - Under Age 18 (in Parish Boundaries)	4,905	100.0%
<i>In Households</i>	4,895	99.8%
Householder or spouse is under 18	4	0.1%
With Related:		
Married-couple family	1,214	24.8%
Male householder, no wife present	274	5.6%
Female householder, no husband present	1,894	38.6%
Grandparent householder	1,119	22.8%
Other related householder	251	5.1%
With Nonrelatives	139	2.8%
<i>In Group Quarters</i>	10	0.2%
Institutionalized population	0	0.0%
Noninstitutionalized population	10	0.2%



Where do Adults - Age 65 and older - Live?

Total Adults - Age 65 and older (in Parish Boundaries)

In Households

	#	Pct.
Total Adults - Age 65 and older (in Parish Boundaries)	2,769	100.0%
<i>In Households</i>	2,762	99.7%
Family Households:		
Is Householder or Spouse	1,540	55.6%
With Householder Child	131	4.7%
With Other Relative householder	112	4.0%
With Non-Related Householder	30	1.1%
In Nonfamily households:		
Male Living Alone	211	7.6%
Female Living Alone	642	23.2%
Other	96	3.5%
<i>In group quarters:</i>	7	0.3%
Institutionalized population	0	0.0%
Noninstitutionalized population	7	0.3%

2000 U.S. Census Data - Report 4c

Cluster: 18
Vicariate: Philadelphia - North

FS#: 1095

Parish: **St. Benedict**

What do we know about Catholic Households?	Population		Households	
	#	Pct.	#	Pct.
Registered Catholic (Total)	1,200	100.0%	404	100.0%
Single Person Households	40	3.3%	40	9.9%
Religiously Mixed Households			310	76.7%
Contributing Households			280	69.3%

Household Charts:




Base: Total Registered Catholic Households

How many housing units are in the parish?

Housing Units

	#	Pct. of Total
Total Housing Units	7,326	100.0%
Occupied	6,684	91.2%
Owner-occupied	4,606	62.9%
Renter-occupied	2,078	28.4%
Vacant	642	8.8%



- Notes:
- (a) Sources: U.S. Census Bureau; 2000 Census of Population and Housing, Summary File 1; (August 2001), 2000 Annual Pastoral Report, completed by pastors for the Chancery Office.
 - (b) Data are calculated by assignment and aggregation of census block/tract to reported geography.
 - (c) Percentages may not total to 100% due to rounding.
 - (d) Average Household and Average Family Size computed as means.

2000 U.S. Census Reports 4a, 4b, and 4c

The U.S. Census Bureau collects data on the people of the United States every 10 years. The 2000 U.S. Census Reports are produced by the Office for Research and Planning of the Archdiocese of Philadelphia for use by pastors. A complete glossary of U.S. Census terminology may be found at: <http://www.census.gov/main/www/glossary.html>. Listed below are definitions to help you understand U.S. Census Reports 4a, 4b, and 4c.

Important Definitions from the U.S. Census:

The census reports two main kinds of housing: households and group quarters:

A **household** is a house, apartment, mobile home or trailer, or a single/group of rooms occupied as separate living quarters.

A **family** includes a householder (the person in whose name the home is owned or rented) and one or more people living in the same household who are related to the householder by birth, marriage, or adoption.

Non-family households are comprised of a householder living alone or with non-relatives only.

In most cases, the **householder** is the person (or one of the people) in whose name the home is owned or rented and/or is listed as Person 1 on the census questionnaire.

A household which contains **unmarried partners** (a householder and his or her partner who are not legally married or participating in a common law marriage) can be either a family or a non-family household. If related persons (e.g. children) live there also, this would be a family household.

Institutional Group Quarters contain people under the care or supervision of trained staff, and classified as "patients" or "inmates" in juvenile and correctional institutions, nursing homes and hospitals for chronically ill.

Non-Institutional Group Quarters contain people living in group quarters other than institutions including college dormitories, religious/other group homes, missions and shelters.

A **Housing Unit** is a house, apartment, mobile home or trailer, group of rooms, or a single room occupied as separate living quarters in which occupants live separately from other individuals in the building.

The following terms are used by the Chancery and the Research and Planning Office when collecting data in the Annual Pastoral Report:

A **Religiously Mixed Household** is a registered household in which at least one member is not Catholic.

A **Contributing Household** is a registered household that regularly uses Church envelopes or is a known financial contributor.