

2000 U.S. Census Data - Report 4a

Cluster: 23
 Vicariate: Philadelphia - South
 Parish:

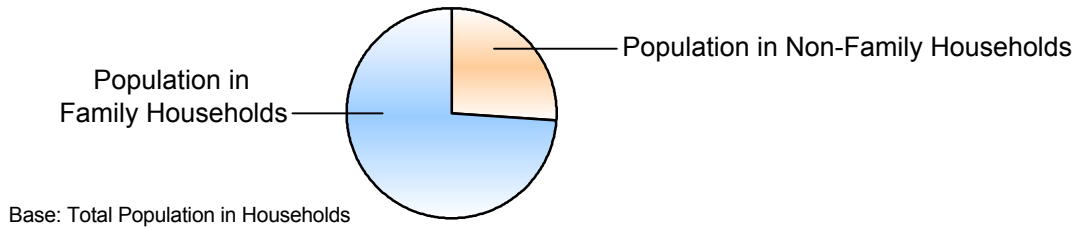
FS#: 1140

St. Charles Borromeo

	Population		Households	
	#	Pct.	#	Pct.
Total (in Parish Boundaries)	14,255	100.0%	6,009	100.0%

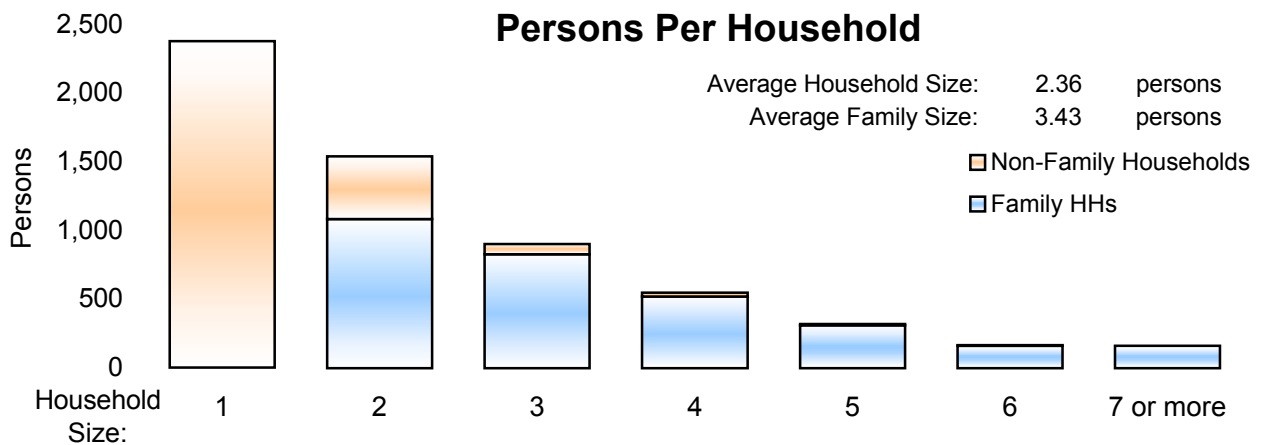
Where do people live?

	Population #	Population Pct.	Households #	Households Pct.
In Households	14,208	99.7%	6,009	100.0%
Family Households	10,485	73.6%	3,053	50.8%
Married Couple Family			967	16.1%
Male Householder, no wife present			370	6.2%
Female Householder, no husband present			1,716	28.6%



	Population #	Population Pct.	Households #	Households Pct.
Non-Family Households	3,723	26.1%	2,956	49.2%
Single Person Households (total)	2,380	16.7%	2,380	39.6%
Single Person Households Over 65 Years	769	5.4%	769	12.8%
Other Non Family Households (total)	1,343	9.4%	576	9.6%

Households with: Same-Sex Unmarried Partners	In Family or Non-Family Households	57	0.9%
Households with: Opposite-Sex Unmarried Partners	In Family or Non-Family Households	254	4.2%



	Population #	Population Pct.
In Group Quarters (Total)	47	0.3%
Institutional Population	3	0.0%
Noninstitutionalized Population	44	0.3%

2000 U.S. Census Data - Report 4b

Cluster: 23
Vicariate: Philadelphia - South

FS#: 1140

Parish: **St. Charles Borromeo**

Population

Where do Children - Under Age 18 - Live?

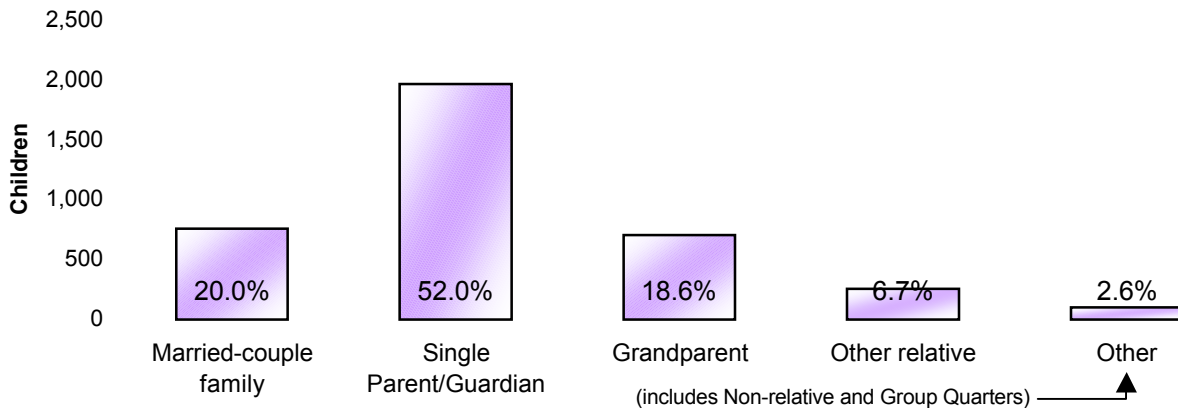
Total Children - Under Age 18 (in Parish Boundaries)

In Households

	#	Pct.
Total Children - Under Age 18 (in Parish Boundaries)	3,774	100.0%
<i>In Households</i>	3,774	100.0%
Householder or spouse is under 18	5	0.1%
With Related:		
Married-couple family	756	20.0%
Male householder, no wife present	238	6.3%
Female householder, no husband present	1,725	45.7%
Grandparent householder	703	18.6%
Other related householder	254	6.7%
With Nonrelatives	93	2.5%

In Group Quarters

Institutionalized population	0	0.0%
Noninstitutionalized population	0	0.0%



Where do Adults - Age 65 and older - Live?

Total Adults - Age 65 and older (in Parish Boundaries)

In Households

	#	Pct.
Total Adults - Age 65 and older (in Parish Boundaries)	1,903	100.0%
<i>In Households</i>	1,896	99.6%
Family Households:		
Is Householder or Spouse	822	43.2%
With Householder Child	83	4.4%
With Other Relative householder	91	4.8%
With Non-Related Householder	31	1.6%
In Nonfamily households:		
Male Living Alone	212	11.1%
Female Living Alone	557	29.3%
Other	100	5.3%

In group quarters:

Institutionalized population	7	0.4%
Noninstitutionalized population	0	0.0%

2000 U.S. Census Data - Report 4c

Cluster: 23
Vicariate: Philadelphia - South

FS#: 1140

Parish:

St. Charles Borromeo

What do we know about Catholic Households?	Population		Households	
	#	Pct.	#	Pct.
Registered Catholic (Total)	600	100.0%	400	100.0%
Single Person Households	150	25.0%	150	37.5%
Religiously Mixed Households			150	37.5%
Contributing Households			379	94.8%

Household Charts:

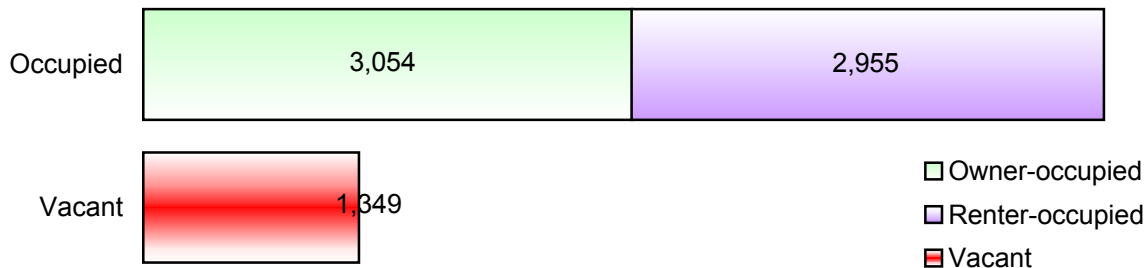


Base: Total Registered Catholic Households

How many housing units are in the parish?

Housing Units

	#	Pct. of Total
Total Housing Units	7,358	100.0%
Occupied	6,009	81.7%
Owner-occupied	3,054	41.5%
Renter-occupied	2,955	40.2%
Vacant	1,349	18.3%



- Notes:
- (a) Sources: U.S. Census Bureau; 2000 Census of Population and Housing, Summary File 1; (August 2001), 2000 Annual Pastoral Report, completed by pastors for the Chancery Office.
 - (b) Data are calculated by assignment and aggregation of census block/tract to reported geography.
 - (c) Percentages may not total to 100% due to rounding.
 - (d) Average Household and Average Family Size computed as means.

2000 U.S. Census Reports 4a, 4b, and 4c

The U.S. Census Bureau collects data on the people of the United States every 10 years. The 2000 U.S. Census Reports are produced by the Office for Research and Planning of the Archdiocese of Philadelphia for use by pastors. A complete glossary of U.S. Census terminology may be found at: <http://www.census.gov/main/www/glossary.html>. Listed below are definitions to help you understand U.S. Census Reports 4a, 4b, and 4c.

Important Definitions from the U.S. Census:

The census reports two main kinds of housing: households and group quarters:

A **household** is a house, apartment, mobile home or trailer, or a single/group of rooms occupied as separate living quarters.

A **family** includes a householder (the person in whose name the home is owned or rented) and one or more people living in the same household who are related to the householder by birth, marriage, or adoption.

Non-family households are comprised of a householder living alone or with non-relatives only.

In most cases, the **householder** is the person (or one of the people) in whose name the home is owned or rented and/or is listed as Person 1 on the census questionnaire.

A household which contains **unmarried partners** (a householder and his or her partner who are not legally married or participating in a common law marriage) can be either a family or a non-family household. If related persons (e.g. children) live there also, this would be a family household.

Institutional Group Quarters contain people under the care or supervision of trained staff, and classified as "patients" or "inmates" in juvenile and correctional institutions, nursing homes and hospitals for chronically ill.

Non-Institutional Group Quarters contain people living in group quarters other than institutions including college dormitories, religious/other group homes, missions and shelters.

A **Housing Unit** is a house, apartment, mobile home or trailer, group of rooms, or a single room occupied as separate living quarters in which occupants live separately from other individuals in the building.

The following terms are used by the Chancery and the Research and Planning Office when collecting data in the Annual Pastoral Report:

A **Religiously Mixed Household** is a registered household in which at least one member is not Catholic.

A **Contributing Household** is a registered household that regularly uses Church envelopes or is a known financial contributor.