

2000 U.S. Census Data - Report 4a

Cluster: 25
 Vicariate: Philadelphia - South
 Parish:

FS# : 1160

St. Martin de Porres

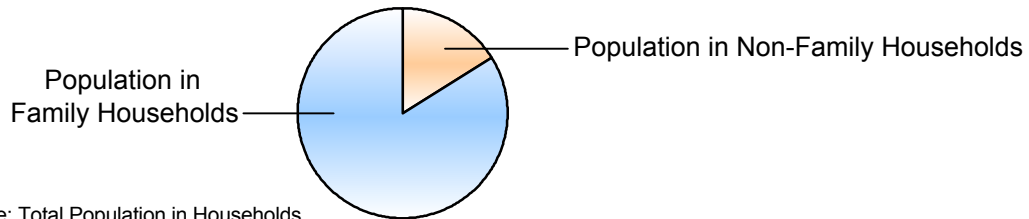
	Population		Households	
	#	Pct.	#	Pct.
Total (in Parish Boundaries)	70,774	100.0%	25,928	100.0%

Where do people live?

In Households

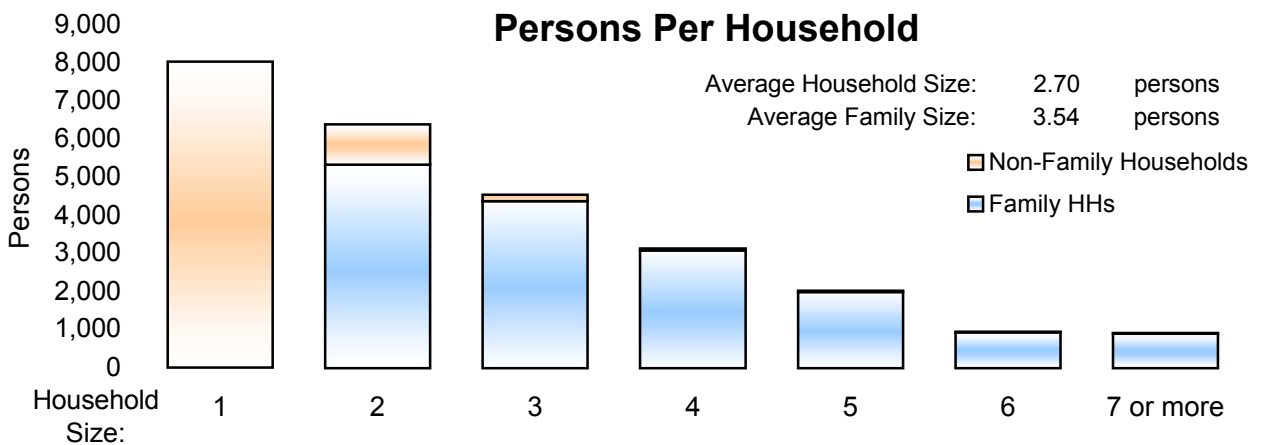
Family Households

Married Couple Family	58,558	82.7%	16,531	63.8%
Male Householder, no wife present			4,404	17.0%
Female Householder, no husband present			1,765	6.8%
			10,362	40.0%



	Population		Households	
	#	Pct.	#	Pct.
Non-Family Households	11,342	16.0%	9,397	36.2%
Single Person Households (total)	8,031	11.3%	8,031	31.0%
Single Person Households Over 65 Years	3,136	4.4%	3,136	12.1%
Other Non Family Households (total)	3,311	4.7%	1,366	5.3%

Households with: Same-Sex Unmarried Partners	In Family or Non-Family Households	141	0.5%
Households with: Opposite-Sex Unmarried Partners		1,509	5.8%



	Population	
	#	Pct.
In Group Quarters (Total)	874	1.2%
Institutional Population	174	0.2%
Noninstitutionalized Population	700	1.0%

2000 U.S. Census Data - Report 4b

Cluster: 25
Vicariate: Philadelphia - South

FS#: 1160

Parish: **St. Martin de Porres**

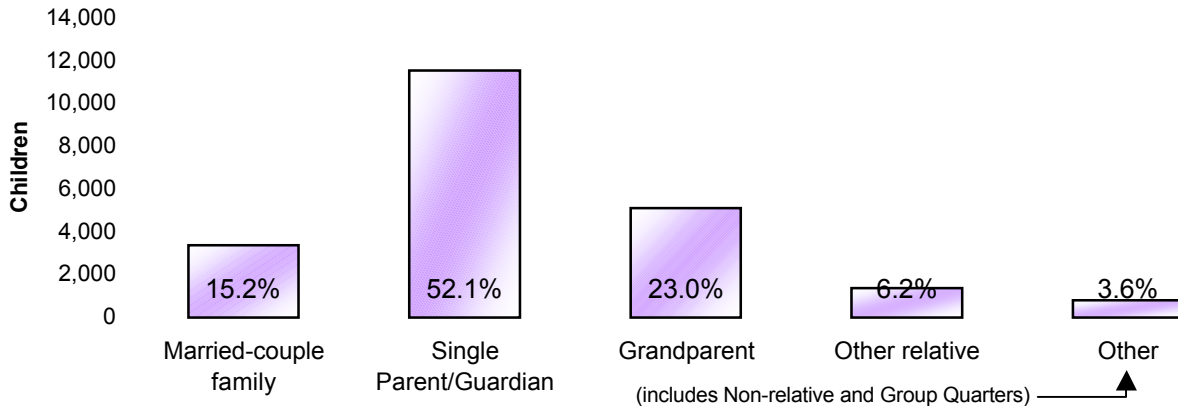
Population

Where do Children - Under Age 18 - Live?

Total Children - Under Age 18 (in Parish Boundaries)

In Households

	#	Pct.
Total Children - Under Age 18 (in Parish Boundaries)	22,172	100.0%
In Households	21,943	99.0%
Householder or spouse is under 18	22	0.1%
With Related:		
Married-couple family	3,362	15.2%
Male householder, no wife present	1,141	5.1%
Female householder, no husband present	10,410	47.0%
Grandparent householder	5,103	23.0%
Other related householder	1,364	6.2%
With Nonrelatives	541	2.4%
In Group Quarters	229	1.0%
Institutionalized population	0	0.0%
Noninstitutionalized population	229	1.0%



Where do Adults - Age 65 and older - Live?

Total Adults - Age 65 and older (in Parish Boundaries)

In Households

	#	Pct.
Total Adults - Age 65 and older (in Parish Boundaries)	9,803	100.0%
In Households	9,769	99.7%
Family Households:		
Is Householder or Spouse	4,860	49.6%
With Householder Child	432	4.4%
With Other Relative householder	534	5.4%
With Non-Related Householder	177	1.8%
In Nonfamily households:		
Male Living Alone	863	8.8%
Female Living Alone	2,273	23.2%
Other	630	6.4%
In group quarters:	34	0.3%
Institutionalized population	1	0.0%
Noninstitutionalized population	33	0.3%

2000 U.S. Census Data - Report 4c

Cluster: 25
Vicariate: Philadelphia - South

FS#: 1160

Parish: **St. Martin de Porres**

What do we know about Catholic Households?	Population		Households	
	#	Pct.	#	Pct.
Registered Catholic (Total)	1,645	100.0%	817	100.0%
Single Person Households	168	10.2%	168	20.6%
Religiously Mixed Households			46	5.6%
Contributing Households			214	26.2%

Household Charts:




Base: Total Registered Catholic Households

How many housing units are in the parish?

Housing Units

	#	Pct. of Total
Total Housing Units	33,432	100.0%
Occupied	25,928	77.6%
Owner-occupied	14,582	43.6%
Renter-occupied	11,346	33.9%
Vacant	7,504	22.4%



- Notes:
- (a) Sources: U.S. Census Bureau; 2000 Census of Population and Housing, Summary File 1; (August 2001), 2000 Annual Pastoral Report, completed by pastors for the Chancery Office.
 - (b) Data are calculated by assignment and aggregation of census block/tract to reported geography.
 - (c) Percentages may not total to 100% due to rounding.
 - (d) Average Household and Average Family Size computed as means.

2000 U.S. Census Reports 4a, 4b, and 4c

The U.S. Census Bureau collects data on the people of the United States every 10 years. The 2000 U.S. Census Reports are produced by the Office for Research and Planning of the Archdiocese of Philadelphia for use by pastors. A complete glossary of U.S. Census terminology may be found at: <http://www.census.gov/main/www/glossary.html>. Listed below are definitions to help you understand U.S. Census Reports 4a, 4b, and 4c.

Important Definitions from the U.S. Census:

The census reports two main kinds of housing: households and group quarters:

A **household** is a house, apartment, mobile home or trailer, or a single/group of rooms occupied as separate living quarters.

A **family** includes a householder (the person in whose name the home is owned or rented) and one or more people living in the same household who are related to the householder by birth, marriage, or adoption.

Non-family households are comprised of a householder living alone or with non-relatives only.

In most cases, the **householder** is the person (or one of the people) in whose name the home is owned or rented and/or is listed as Person 1 on the census questionnaire.

A household which contains **unmarried partners** (a householder and his or her partner who are not legally married or participating in a common law marriage) can be either a family or a non-family household. If related persons (e.g. children) live there also, this would be a family household.

Institutional Group Quarters contain people under the care or supervision of trained staff, and classified as "patients" or "inmates" in juvenile and correctional institutions, nursing homes and hospitals for chronically ill.

Non-Institutional Group Quarters contain people living in group quarters other than institutions including college dormitories, religious/other group homes, missions and shelters.

A **Housing Unit** is a house, apartment, mobile home or trailer, group of rooms, or a single room occupied as separate living quarters in which occupants live separately from other individuals in the building.

The following terms are used by the Chancery and the Research and Planning Office when collecting data in the Annual Pastoral Report:

A **Religiously Mixed Household** is a registered household in which at least one member is not Catholic.

A **Contributing Household** is a registered household that regularly uses Church envelopes or is a known financial contributor.