

2000 U.S. Census Data - Report 4a

Cluster: 14
 Vicariate: Philadelphia - North
 Parish:

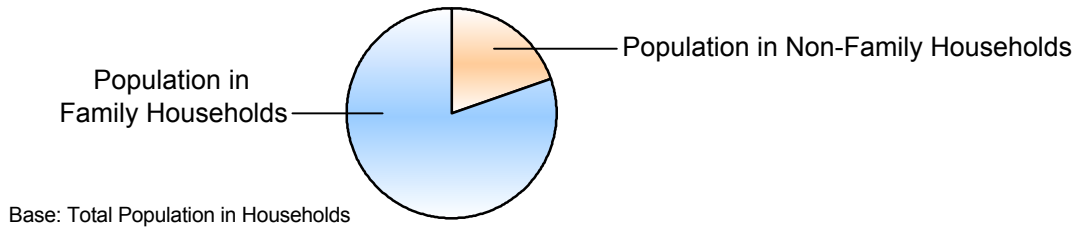
FS#: 1440

Maternity B.V.M.

	Population		Households	
	#	Pct.	#	Pct.
Total (in Parish Boundaries)	36,700	100.0%	16,258	100.0%

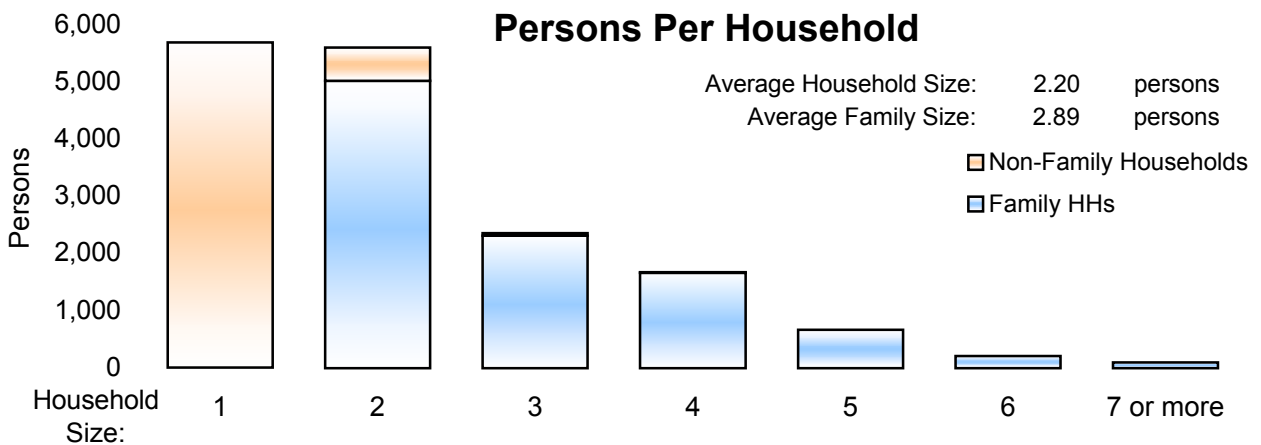
Where do people live?

	Population #	Population Pct.	Households #	Households Pct.
In Households	35,797	97.5%	16,258	100.0%
Family Households	28,721	78.3%	9,926	61.1%
Married Couple Family			7,834	48.2%
Male Householder, no wife present			547	3.4%
Female Householder, no husband present			1,545	9.5%



	Population		Households	
	#	Pct.	#	Pct.
Non-Family Households	7,076	19.3%	6,332	38.9%
Single Person Households (total)	5,684	15.5%	5,684	35.0%
Single Person Households Over 65 Years	3,402	9.3%	3,402	20.9%
Other Non Family Households (total)	1,392	3.8%	648	4.0%

Households with: Same-Sex Unmarried Partners	In Family or Non-Family Households	87	0.5%
Households with: Opposite-Sex Unmarried Partners	In Family or Non-Family Households	479	2.9%



	Population #	Population Pct.
In Group Quarters (Total)	903	2.5%
Institutional Population	800	2.2%
Noninstitutionalized Population	103	0.3%

2000 U.S. Census Data - Report 4b

Cluster: 14
Vicariate: Philadelphia - North

FS#: 1440

Parish: **Maternity B.V.M.**

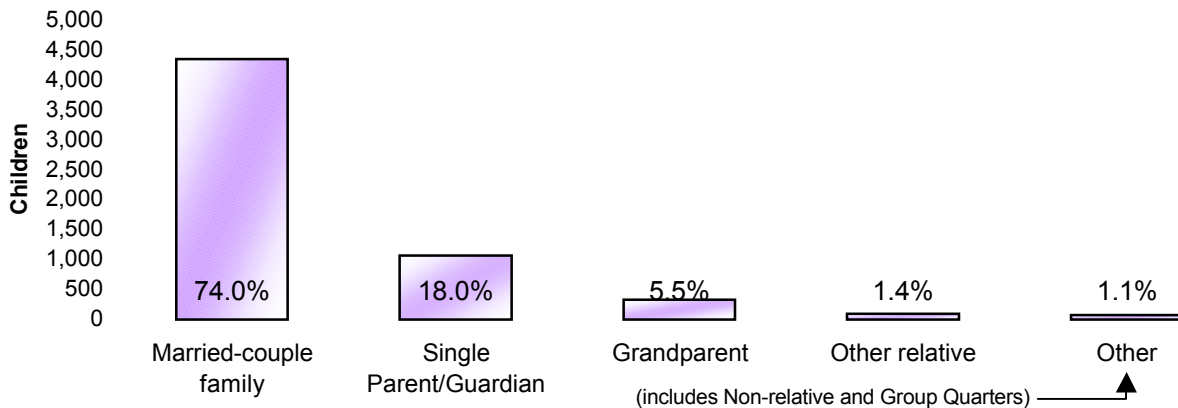
Population

Where do Children - Under Age 18 - Live?

Total Children - Under Age 18 (in Parish Boundaries)

In Households

	#	Pct.
Total Children - Under Age 18 (in Parish Boundaries)	5,877	100.0%
<i>In Households</i>	5,876	100.0%
Householder or spouse is under 18	6	0.1%
With Related:		
Married-couple family	4,351	74.0%
Male householder, no wife present	213	3.6%
Female householder, no husband present	845	14.4%
Grandparent householder	323	5.5%
Other related householder	82	1.4%
With Nonrelatives	56	1.0%
<i>In Group Quarters</i>	1	0.0%
Institutionalized population	0	0.0%
Noninstitutionalized population	1	0.0%



Where do Adults - Age 65 and older - Live?

Total Adults - Age 65 and older (in Parish Boundaries)

In Households

	#	Pct.
Total Adults - Age 65 and older (in Parish Boundaries)	10,713	100.0%
<i>In Households</i>	9,919	92.6%
Family Households:		
Is Householder or Spouse	5,458	50.9%
With Householder Child	426	4.0%
With Other Relative householder	341	3.2%
With Non-Related Householder	37	0.3%
In Nonfamily households:		
Male Living Alone	698	6.5%
Female Living Alone	2,704	25.2%
Other	255	2.4%
<i>In group quarters:</i>	794	7.4%
Institutionalized population	781	7.3%
Noninstitutionalized population	13	0.1%

2000 U.S. Census Data - Report 4c

Cluster: 14
Vicariate: Philadelphia - North

FS#: 1440

Parish:

Maternity B.V.M.

What do we know about Catholic Households?	Population		Households	
	#	Pct.	#	Pct.
Registered Catholic (Total)	17,110	100.0%	5,503	100.0%
Single Person Households	1,815	10.6%	1,815	33.0%
Religiously Mixed Households			1,701	30.9%
Contributing Households			2,311	42.0%

Household Charts:




Base: Total Registered Catholic Households

How many housing units are in the parish?

Housing Units

	#	Pct. of Total
Total Housing Units	16,823	100.0%
Occupied	16,258	96.6%
Owner-occupied	9,732	57.8%
Renter-occupied	6,526	38.8%
Vacant	565	3.4%



- Notes:
- (a) Sources: U.S. Census Bureau; 2000 Census of Population and Housing, Summary File 1; (August 2001), 2000 Annual Pastoral Report, completed by pastors for the Chancery Office.
 - (b) Data are calculated by assignment and aggregation of census block/tract to reported geography.
 - (c) Percentages may not total to 100% due to rounding.
 - (d) Average Household and Average Family Size computed as means.

2000 U.S. Census Reports 4a, 4b, and 4c

The U.S. Census Bureau collects data on the people of the United States every 10 years. The 2000 U.S. Census Reports are produced by the Office for Research and Planning of the Archdiocese of Philadelphia for use by pastors. A complete glossary of U.S. Census terminology may be found at: <http://www.census.gov/main/www/glossary.html>. Listed below are definitions to help you understand U.S. Census Reports 4a, 4b, and 4c.

Important Definitions from the U.S. Census:

The census reports two main kinds of housing: households and group quarters:

A **household** is a house, apartment, mobile home or trailer, or a single/group of rooms occupied as separate living quarters.

A **family** includes a householder (the person in whose name the home is owned or rented) and one or more people living in the same household who are related to the householder by birth, marriage, or adoption.

Non-family households are comprised of a householder living alone or with non-relatives only.

In most cases, the **householder** is the person (or one of the people) in whose name the home is owned or rented and/or is listed as Person 1 on the census questionnaire.

A household which contains **unmarried partners** (a householder and his or her partner who are not legally married or participating in a common law marriage) can be either a family or a non-family household. If related persons (e.g. children) live there also, this would be a family household.

Institutional Group Quarters contain people under the care or supervision of trained staff, and classified as "patients" or "inmates" in juvenile and correctional institutions, nursing homes and hospitals for chronically ill.

Non-Institutional Group Quarters contain people living in group quarters other than institutions including college dormitories, religious/other group homes, missions and shelters.

A **Housing Unit** is a house, apartment, mobile home or trailer, group of rooms, or a single room occupied as separate living quarters in which occupants live separately from other individuals in the building.

The following terms are used by the Chancery and the Research and Planning Office when collecting data in the Annual Pastoral Report:

A **Religiously Mixed Household** is a registered household in which at least one member is not Catholic.

A **Contributing Household** is a registered household that regularly uses Church envelopes or is a known financial contributor.