

2000 U.S. Census Data - Report 4a

Cluster: 15
 Vicariate: Philadelphia - North
 Parish:

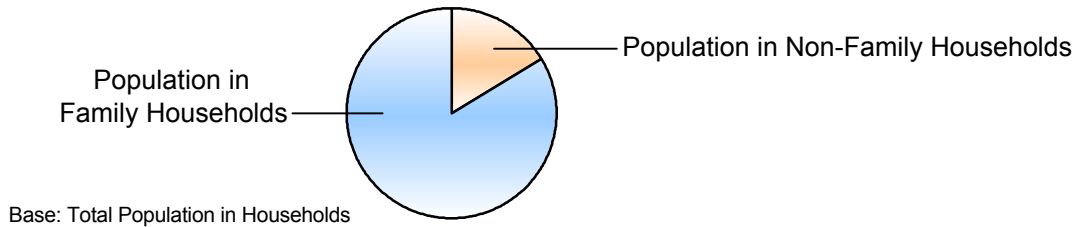
FS#: 1445

St. Matthew

	Population		Households	
	#	Pct.	#	Pct.
Total (in Parish Boundaries)	18,149	100.0%	7,403	100.0%

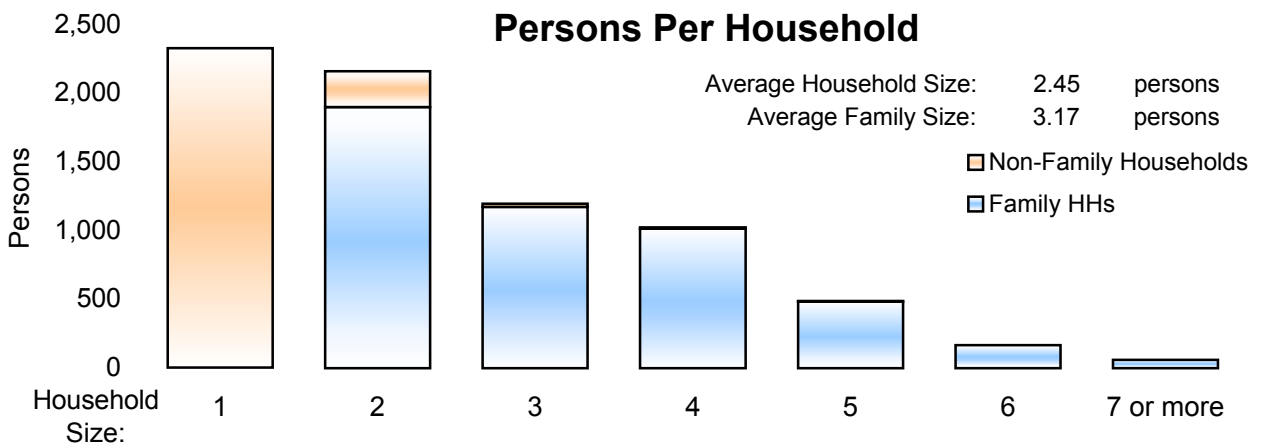
Where do people live?

	Population #	Population Pct.	Households #	Households Pct.
In Households	18,113	99.8%	7,403	100.0%
Family Households	15,144	83.4%	4,780	64.6%
Married Couple Family			3,524	47.6%
Male Householder, no wife present			317	4.3%
Female Householder, no husband present			939	12.7%



	Population		Households	
	#	Pct.	#	Pct.
Non-Family Households	2,969	16.4%	2,623	35.4%
Single Person Households (total)	2,329	12.8%	2,329	31.5%
Single Person Households Over 65 Years	1,115	6.1%	1,115	15.1%
Other Non Family Households (total)	640	3.5%	294	4.0%

Households with: Same-Sex Unmarried Partners	In Family or Non-Family Households	27	0.4%
Households with: Opposite-Sex Unmarried Partners	In Family or Non-Family Households	298	4.0%



	Population #	Population Pct.
In Group Quarters (Total)	36	0.2%
Institutional Population	0	0.0%
Noninstitutionalized Population	36	0.2%

2000 U.S. Census Data - Report 4b

Cluster: 15
Vicariate: Philadelphia - North

FS#: 1445

Parish: **St. Matthew**

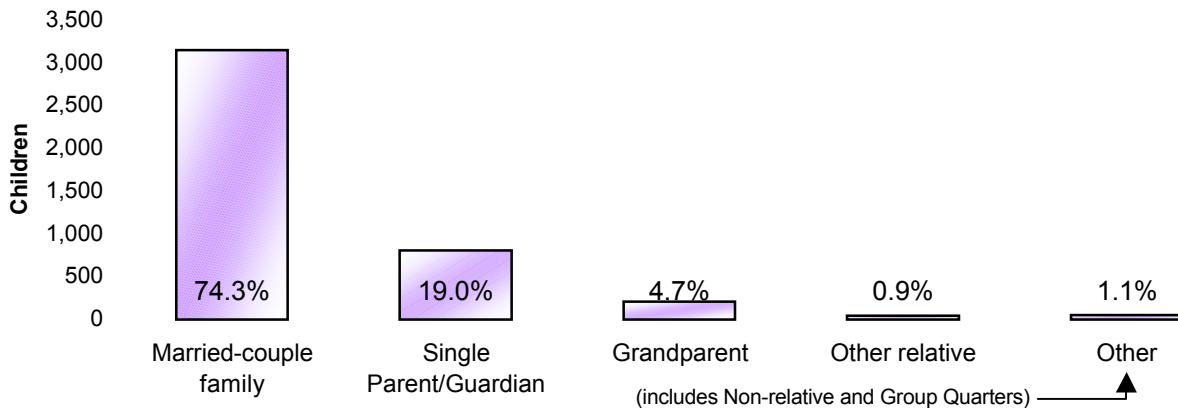
Population

Where do Children - Under Age 18 - Live?

Total Children - Under Age 18 (in Parish Boundaries)

In Households

	#	Pct.
Total Children - Under Age 18 (in Parish Boundaries)	4,236	100.0%
In Households	4,236	100.0%
Householder or spouse is under 18	0	0.0%
With Related:		
Married-couple family	3,146	74.3%
Male householder, no wife present	183	4.3%
Female householder, no husband present	622	14.7%
Grandparent householder	201	4.7%
Other related householder	38	0.9%
With Nonrelatives	46	1.1%
In Group Quarters	0	0.0%
Institutionalized population	0	0.0%
Noninstitutionalized population	0	0.0%



Where do Adults - Age 65 and older - Live?

Total Adults - Age 65 and older (in Parish Boundaries)

In Households

	#	Pct.
Total Adults - Age 65 and older (in Parish Boundaries)	3,338	100.0%
In Households	3,323	99.6%
Family Households:		
Is Householder or Spouse	1,877	56.2%
With Householder Child	142	4.3%
With Other Relative householder	124	3.7%
With Non-Related Householder	10	0.3%
In Nonfamily households:		
Male Living Alone	273	8.2%
Female Living Alone	842	25.2%
Other	55	1.6%
In group quarters:	15	0.4%
Institutionalized population	0	0.0%
Noninstitutionalized population	15	0.4%

2000 U.S. Census Data - Report 4c

Cluster: 15
Vicariate: Philadelphia - North

FS#: 1445

Parish: **St. Matthew**

What do we know about Catholic Households?	Population		Households	
	#	Pct.	#	Pct.
Registered Catholic (Total)	11,056	100.0%	4,297	100.0%
Single Person Households	239	2.2%	239	5.6%
Religiously Mixed Households			389	9.1%
Contributing Households			1,903	44.3%

Household Charts:




Base: Total Registered Catholic Households

How many housing units are in the parish?

Housing Units

	#	Pct. of Total
Total Housing Units	7,735	100.0%
Occupied	7,403	95.7%
Owner-occupied	5,873	75.9%
Renter-occupied	1,530	19.8%
Vacant	332	4.3%



- Notes:
- (a) Sources: U.S. Census Bureau; 2000 Census of Population and Housing, Summary File 1; (August 2001), 2000 Annual Pastoral Report, completed by pastors for the Chancery Office.
 - (b) Data are calculated by assignment and aggregation of census block/tract to reported geography.
 - (c) Percentages may not total to 100% due to rounding.
 - (d) Average Household and Average Family Size computed as means.

2000 U.S. Census Reports 4a, 4b, and 4c

The U.S. Census Bureau collects data on the people of the United States every 10 years. The 2000 U.S. Census Reports are produced by the Office for Research and Planning of the Archdiocese of Philadelphia for use by pastors. A complete glossary of U.S. Census terminology may be found at: <http://www.census.gov/main/www/glossary.html>. Listed below are definitions to help you understand U.S. Census Reports 4a, 4b, and 4c.

Important Definitions from the U.S. Census:

The census reports two main kinds of housing: households and group quarters:

A **household** is a house, apartment, mobile home or trailer, or a single/group of rooms occupied as separate living quarters.

A **family** includes a householder (the person in whose name the home is owned or rented) and one or more people living in the same household who are related to the householder by birth, marriage, or adoption.

Non-family households are comprised of a householder living alone or with non-relatives only.

In most cases, the **householder** is the person (or one of the people) in whose name the home is owned or rented and/or is listed as Person 1 on the census questionnaire.

A household which contains **unmarried partners** (a householder and his or her partner who are not legally married or participating in a common law marriage) can be either a family or a non-family household. If related persons (e.g. children) live there also, this would be a family household.

Institutional Group Quarters contain people under the care or supervision of trained staff, and classified as "patients" or "inmates" in juvenile and correctional institutions, nursing homes and hospitals for chronically ill.

Non-Institutional Group Quarters contain people living in group quarters other than institutions including college dormitories, religious/other group homes, missions and shelters.

A **Housing Unit** is a house, apartment, mobile home or trailer, group of rooms, or a single room occupied as separate living quarters in which occupants live separately from other individuals in the building.

The following terms are used by the Chancery and the Research and Planning Office when collecting data in the Annual Pastoral Report:

A **Religiously Mixed Household** is a registered household in which at least one member is not Catholic.

A **Contributing Household** is a registered household that regularly uses Church envelopes or is a known financial contributor.