

2000 U.S. Census Data - Report 4a

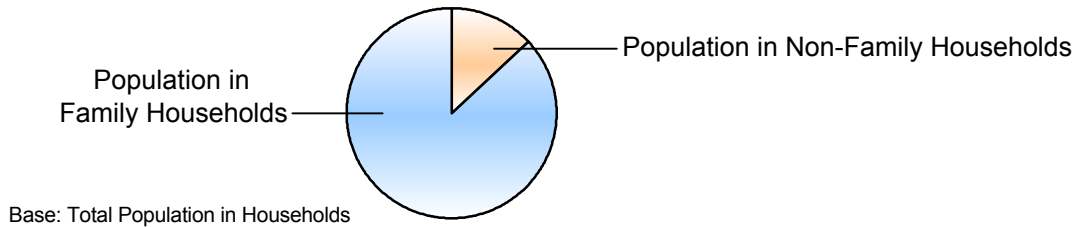
Cluster: 32
 Vicariate: Philadelphia - South
 Parish: **Our Lady of Mount Carmel**

FS#: 1520

	Population		Households	
	#	Pct.	#	Pct.
Total (in Parish Boundaries)	14,583	100.0%	5,128	100.0%

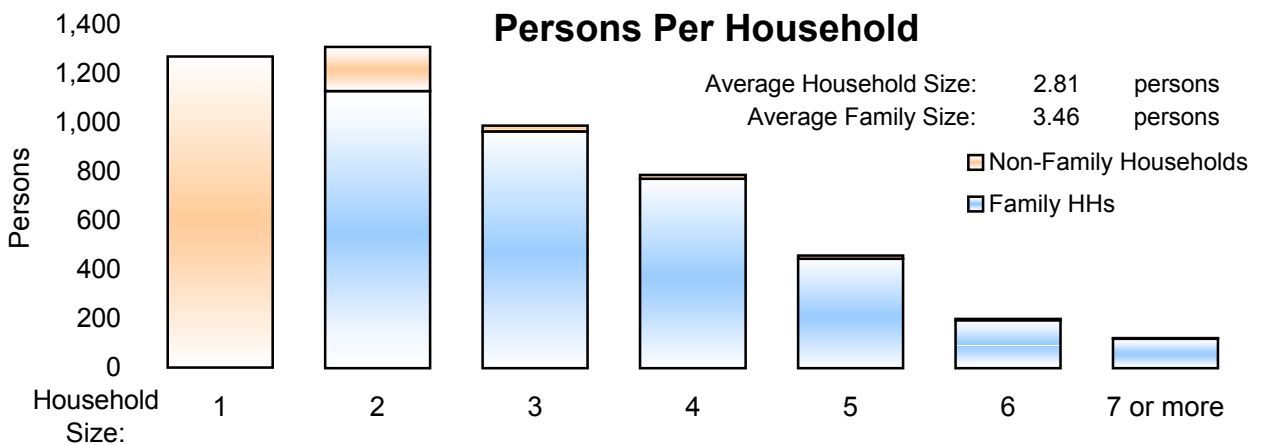
Where do people live?

	Population	Pct.	Households	Pct.
In Households	14,401	98.8%	5,128	100.0%
Family Households	12,531	85.9%	3,619	70.6%
Married Couple Family			1,988	38.8%
Male Householder, no wife present			374	7.3%
Female Householder, no husband present			1,257	24.5%



	Population	Pct.	Households	Pct.
Non-Family Households	1,870	12.8%	1,509	29.4%
Single Person Households (total)	1,270	8.7%	1,270	24.8%
Single Person Households Over 65 Years	547	3.8%	547	10.7%
Other Non Family Households (total)	600	4.1%	239	4.7%

Households with: Same-Sex Unmarried Partners	In Family or Non-Family Households	40	0.8%
Households with: Opposite-Sex Unmarried Partners	In Family or Non-Family Households	292	5.7%



	Population	Pct.
In Group Quarters (Total)	182	1.2%
Institutional Population	153	1.0%
Noninstitutionalized Population	29	0.2%

2000 U.S. Census Data - Report 4b

Cluster: 32
 Vicariate: Philadelphia - South
 Parish:

FS#: 1520

Our Lady of Mount Carmel

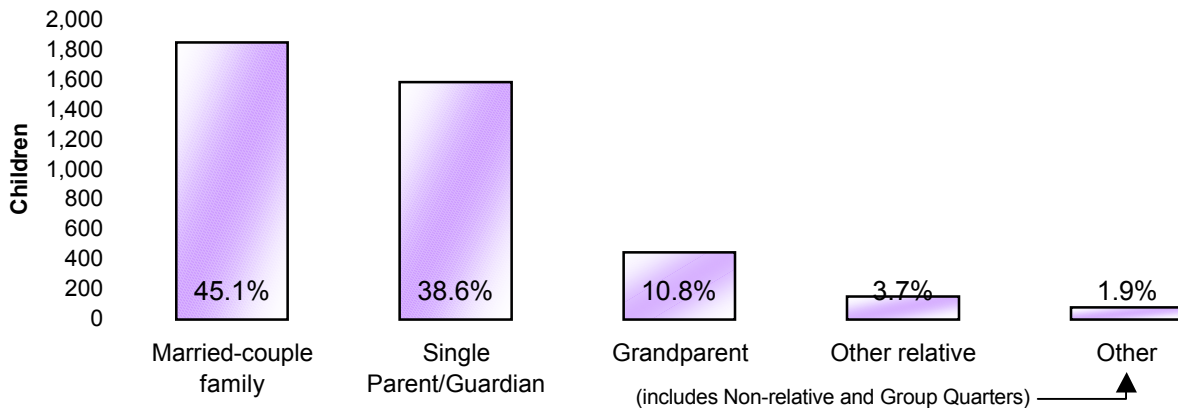
Population

Where do Children - Under Age 18 - Live?

Total Children - Under Age 18 (in Parish Boundaries)

In Households

	#	Pct.
Total Children - Under Age 18 (in Parish Boundaries)	4,108	100.0%
In Households	4,108	100.0%
Householder or spouse is under 18	7	0.2%
With Related:		
Married-couple family	1,852	45.1%
Male householder, no wife present	214	5.2%
Female householder, no husband present	1,370	33.3%
Grandparent householder	445	10.8%
Other related householder	151	3.7%
With Nonrelatives	69	1.7%
In Group Quarters	0	0.0%
Institutionalized population	0	0.0%
Noninstitutionalized population	0	0.0%



Where do Adults - Age 65 and older - Live?

Total Adults - Age 65 and older (in Parish Boundaries)

In Households

	#	Pct.
Total Adults - Age 65 and older (in Parish Boundaries)	1,789	100.0%
In Households	1,669	93.3%
Family Households:		
Is Householder or Spouse	882	49.3%
With Householder Child	98	5.5%
With Other Relative householder	88	4.9%
With Non-Related Householder	10	0.6%
In Nonfamily households:		
Male Living Alone	136	7.6%
Female Living Alone	411	23.0%
Other	44	2.5%
In group quarters:	120	6.7%
Institutionalized population	120	6.7%
Noninstitutionalized population	0	0.0%

2000 U.S. Census Data - Report 4c

Cluster: 32
Vicariate: Philadelphia - South

FS#: 1520

Parish:

Our Lady of Mount Carmel

What do we know about Catholic Households?	Population		Households	
	#	Pct.	#	Pct.
Registered Catholic (Total)	7,333	100.0%	2,567	100.0%
Single Person Households	569	7.8%	569	22.2%
Religiously Mixed Households			293	11.4%
Contributing Households			1,093	42.6%

Household Charts:




Base: Total Registered Catholic Households

How many housing units are in the parish?

Housing Units

	#	Pct. of Total
Total Housing Units	5,776	100.0%
Occupied	5,128	88.8%
Owner-occupied	3,633	62.9%
Renter-occupied	1,495	25.9%
Vacant	648	11.2%



- Notes:
- (a) Sources: U.S. Census Bureau; 2000 Census of Population and Housing, Summary File 1; (August 2001), 2000 Annual Pastoral Report, completed by pastors for the Chancery Office.
 - (b) Data are calculated by assignment and aggregation of census block/tract to reported geography.
 - (c) Percentages may not total to 100% due to rounding.
 - (d) Average Household and Average Family Size computed as means.

2000 U.S. Census Reports 4a, 4b, and 4c

The U.S. Census Bureau collects data on the people of the United States every 10 years. The 2000 U.S. Census Reports are produced by the Office for Research and Planning of the Archdiocese of Philadelphia for use by pastors. A complete glossary of U.S. Census terminology may be found at: <http://www.census.gov/main/www/glossary.html>. Listed below are definitions to help you understand U.S. Census Reports 4a, 4b, and 4c.

Important Definitions from the U.S. Census:

The census reports two main kinds of housing: households and group quarters:

A **household** is a house, apartment, mobile home or trailer, or a single/group of rooms occupied as separate living quarters.

A **family** includes a householder (the person in whose name the home is owned or rented) and one or more people living in the same household who are related to the householder by birth, marriage, or adoption.

Non-family households are comprised of a householder living alone or with non-relatives only.

In most cases, the **householder** is the person (or one of the people) in whose name the home is owned or rented and/or is listed as Person 1 on the census questionnaire.

A household which contains **unmarried partners** (a householder and his or her partner who are not legally married or participating in a common law marriage) can be either a family or a non-family household. If related persons (e.g. children) live there also, this would be a family household.

Institutional Group Quarters contain people under the care or supervision of trained staff, and classified as "patients" or "inmates" in juvenile and correctional institutions, nursing homes and hospitals for chronically ill.

Non-Institutional Group Quarters contain people living in group quarters other than institutions including college dormitories, religious/other group homes, missions and shelters.

A **Housing Unit** is a house, apartment, mobile home or trailer, group of rooms, or a single room occupied as separate living quarters in which occupants live separately from other individuals in the building.

The following terms are used by the Chancery and the Research and Planning Office when collecting data in the Annual Pastoral Report:

A **Religiously Mixed Household** is a registered household in which at least one member is not Catholic.

A **Contributing Household** is a registered household that regularly uses Church envelopes or is a known financial contributor.