

2000 U.S. Census Data - Report 4a

Cluster: 21
 Vicariate: Philadelphia - South
 Parish:

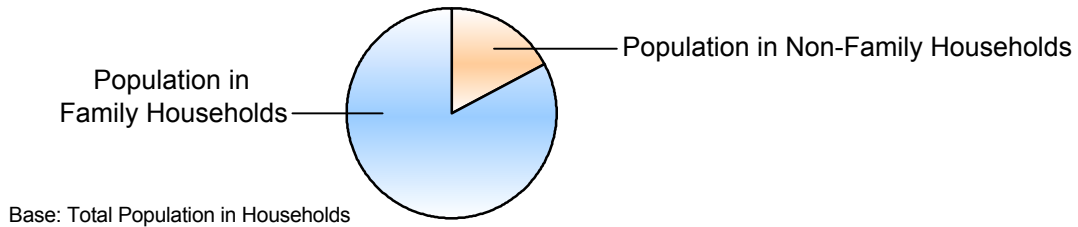
FS# : 1550

Our Mother of Sorrows

	Population		Households	
	#	Pct.	#	Pct.
Total (in Parish Boundaries)	18,174	100.0%	6,674	100.0%

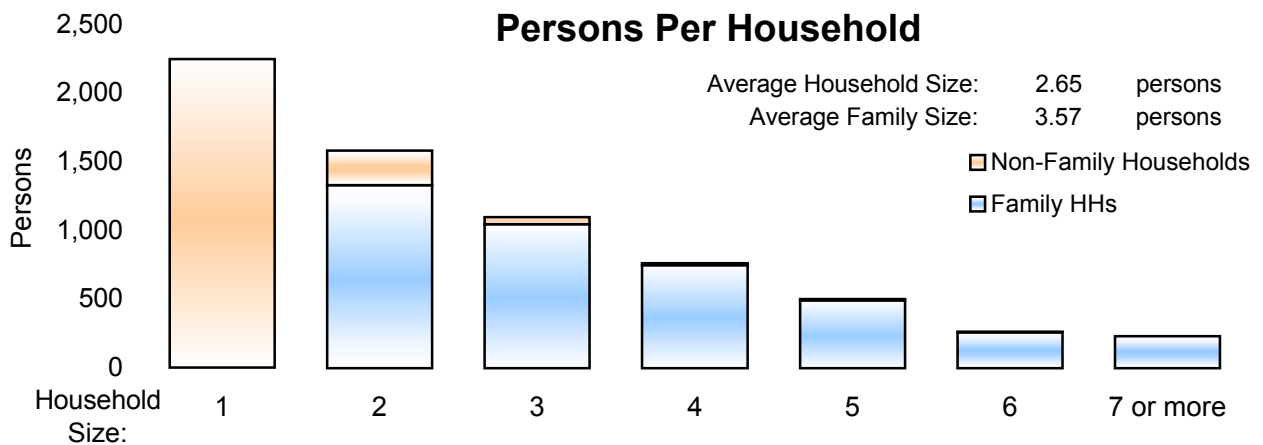
Where do people live?

	Population	Households
	#	Pct.
In Households	17,659	97.2%
Family Households	14,616	80.4%
Married Couple Family		1,077 16.1%
Male Householder, no wife present		464 7.0%
Female Householder, no husband present		2,550 38.2%



	Population		Households	
	#	Pct.	#	Pct.
Non-Family Households	3,043	16.7%	2,583	38.7%
Single Person Households (total)	2,248	12.4%	2,248	33.7%
Single Person Households Over 65 Years	829	4.6%	829	12.4%
Other Non Family Households (total)	795	4.4%	335	5.0%

Households with: Same-Sex Unmarried Partners	In Family or Non-Family Households	34	0.5%
Households with: Opposite-Sex Unmarried Partners		408	6.1%



	Population
	#
In Group Quarters (Total)	515
Institutional Population	130 0.7%
Noninstitutionalized Population	385 2.1%

2000 U.S. Census Data - Report 4b

Cluster: 21
 Vicariate: Philadelphia - South
 Parish:

FS#: 1550

Our Mother of Sorrows

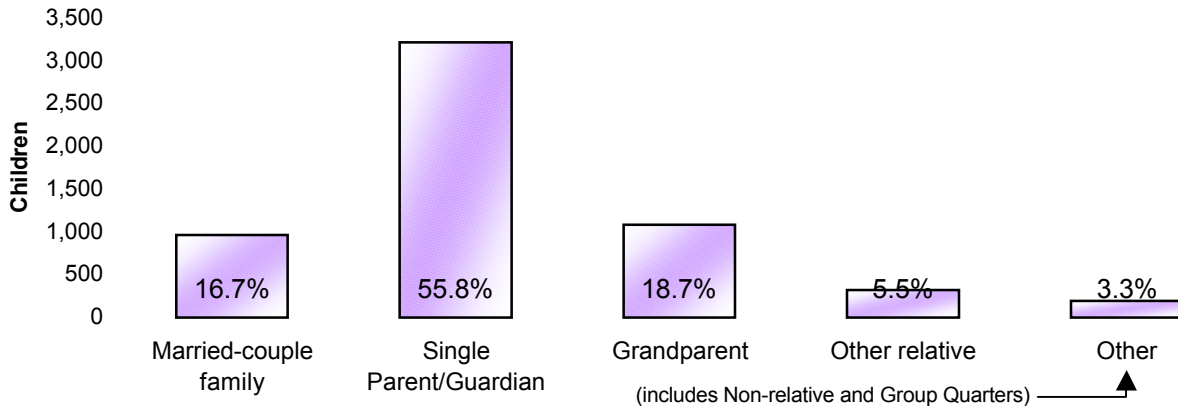
Population

Where do Children - Under Age 18 - Live?

Total Children - Under Age 18 (in Parish Boundaries)

In Households

	#	Pct.
Total Children - Under Age 18 (in Parish Boundaries)	5,762	100.0%
In Households	5,732	99.5%
Householder or spouse is under 18	2	0.0%
With Related:		
Married-couple family	963	16.7%
Male householder, no wife present	328	5.7%
Female householder, no husband present	2,885	50.1%
Grandparent householder	1,080	18.7%
Other related householder	315	5.5%
With Nonrelatives	159	2.8%
In Group Quarters	30	0.5%
Institutionalized population	0	0.0%
Noninstitutionalized population	30	0.5%



Where do Adults - Age 65 and older - Live?

Total Adults - Age 65 and older (in Parish Boundaries)

In Households

	#	Pct.
Total Adults - Age 65 and older (in Parish Boundaries)	2,547	100.0%
In Households	2,300	90.3%
Family Households:		
Is Householder or Spouse	1,066	41.9%
With Householder Child	110	4.3%
With Other Relative householder	154	6.0%
With Non-Related Householder	35	1.4%
In Nonfamily households:		
Male Living Alone	254	10.0%
Female Living Alone	575	22.6%
Other	106	4.2%
In group quarters:	247	9.7%
Institutionalized population	103	4.0%
Noninstitutionalized population	144	5.7%

2000 U.S. Census Data - Report 4c

Cluster: 21
Vicariate: Philadelphia - South

FS#: 1550

Parish:

Our Mother of Sorrows

What do we know about Catholic Households?	Population		Households	
	#	Pct.	#	Pct.
Registered Catholic (Total)	651	100.0%	290	100.0%
Single Person Households	67	10.3%	67	23.1%
Religiously Mixed Households			49	16.9%
Contributing Households			140	48.3%

Household Charts:

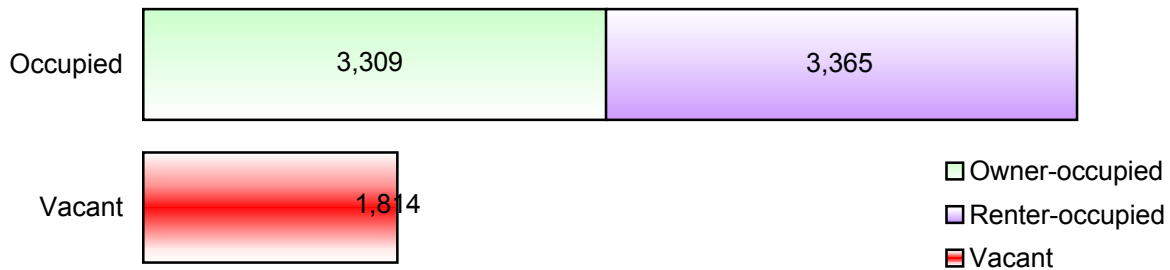


Base: Total Registered Catholic Households

How many housing units are in the parish?

Housing Units

	#	Pct. of Total
Total Housing Units	8,488	100.0%
Occupied	6,674	78.6%
Owner-occupied	3,309	39.0%
Renter-occupied	3,365	39.6%
Vacant	1,814	21.4%



- Notes:
- (a) Sources: U.S. Census Bureau; 2000 Census of Population and Housing, Summary File 1; (August 2001), 2000 Annual Pastoral Report, completed by pastors for the Chancery Office.
 - (b) Data are calculated by assignment and aggregation of census block/tract to reported geography.
 - (c) Percentages may not total to 100% due to rounding.
 - (d) Average Household and Average Family Size computed as means.

2000 U.S. Census Reports 4a, 4b, and 4c

The U.S. Census Bureau collects data on the people of the United States every 10 years. The 2000 U.S. Census Reports are produced by the Office for Research and Planning of the Archdiocese of Philadelphia for use by pastors. A complete glossary of U.S. Census terminology may be found at: <http://www.census.gov/main/www/glossary.html>. Listed below are definitions to help you understand U.S. Census Reports 4a, 4b, and 4c.

Important Definitions from the U.S. Census:

The census reports two main kinds of housing: households and group quarters:

A **household** is a house, apartment, mobile home or trailer, or a single/group of rooms occupied as separate living quarters.

A **family** includes a householder (the person in whose name the home is owned or rented) and one or more people living in the same household who are related to the householder by birth, marriage, or adoption.

Non-family households are comprised of a householder living alone or with non-relatives only.

In most cases, the **householder** is the person (or one of the people) in whose name the home is owned or rented and/or is listed as Person 1 on the census questionnaire.

A household which contains **unmarried partners** (a householder and his or her partner who are not legally married or participating in a common law marriage) can be either a family or a non-family household. If related persons (e.g. children) live there also, this would be a family household.

Institutional Group Quarters contain people under the care or supervision of trained staff, and classified as "patients" or "inmates" in juvenile and correctional institutions, nursing homes and hospitals for chronically ill.

Non-Institutional Group Quarters contain people living in group quarters other than institutions including college dormitories, religious/other group homes, missions and shelters.

A **Housing Unit** is a house, apartment, mobile home or trailer, group of rooms, or a single room occupied as separate living quarters in which occupants live separately from other individuals in the building.

The following terms are used by the Chancery and the Research and Planning Office when collecting data in the Annual Pastoral Report:

A **Religiously Mixed Household** is a registered household in which at least one member is not Catholic.

A **Contributing Household** is a registered household that regularly uses Church envelopes or is a known financial contributor.