

2000 U.S. Census Data - Report 4a

Cluster: 24
 Vicariate: Philadelphia - South
 Parish:

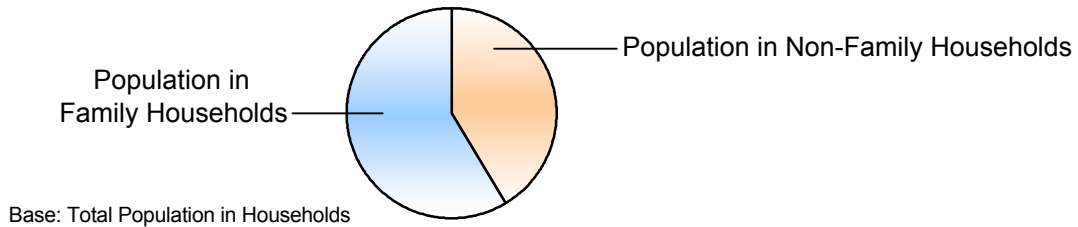
FS# : 1560

St. Paul

	Population		Households	
	#	Pct.	#	Pct.
Total (in Parish Boundaries)	10,479	100.0%	5,281	100.0%

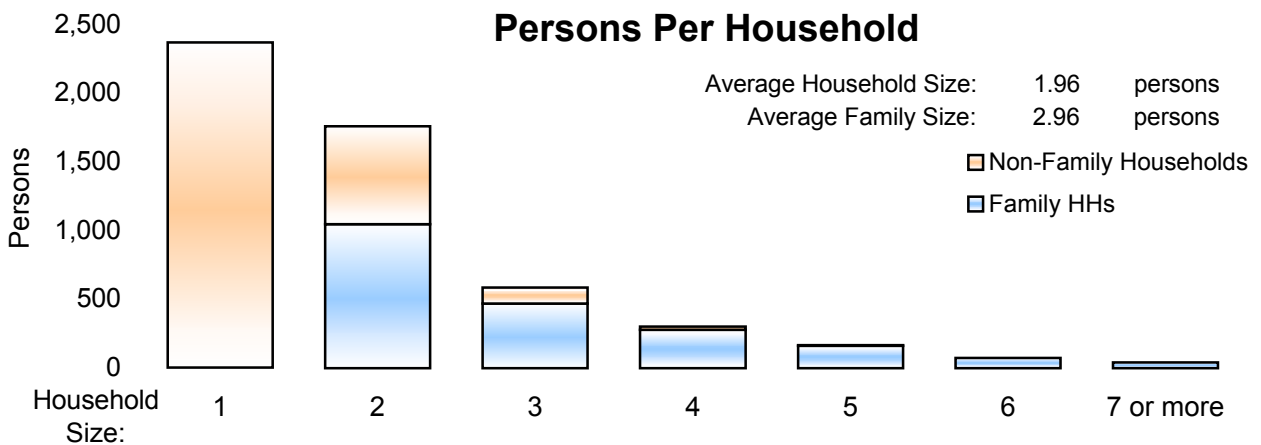
Where do people live?

	Population #	Population Pct.	Households #	Households Pct.
In Households	10,367	98.9%	5,281	100.0%
Family Households	6,070	57.9%	2,048	38.8%
Married Couple Family			1,219	23.1%
Male Householder, no wife present			230	4.4%
Female Householder, no husband present			599	11.3%



	Population #	Population Pct.	Households #	Households Pct.
Non-Family Households	4,297	41.0%	3,233	61.2%
Single Person Households (total)	2,368	22.6%	2,368	44.8%
Single Person Households Over 65 Years	484	4.6%	484	9.2%
Other Non Family Households (total)	1,929	18.4%	865	16.4%

Households with: Same-Sex Unmarried Partners	In Family or Non-Family Households	142	2.7%
Households with: Opposite-Sex Unmarried Partners	In Family or Non-Family Households	278	5.3%



	Population #	Population Pct.
In Group Quarters (Total)	112	1.1%
Institutional Population	23	0.2%
Noninstitutionalized Population	89	0.8%

2000 U.S. Census Data - Report 4b

Cluster: 24
Vicariate: Philadelphia - South

FS#: 1560

Parish: **St. Paul**

Population

Where do Children - Under Age 18 - Live?

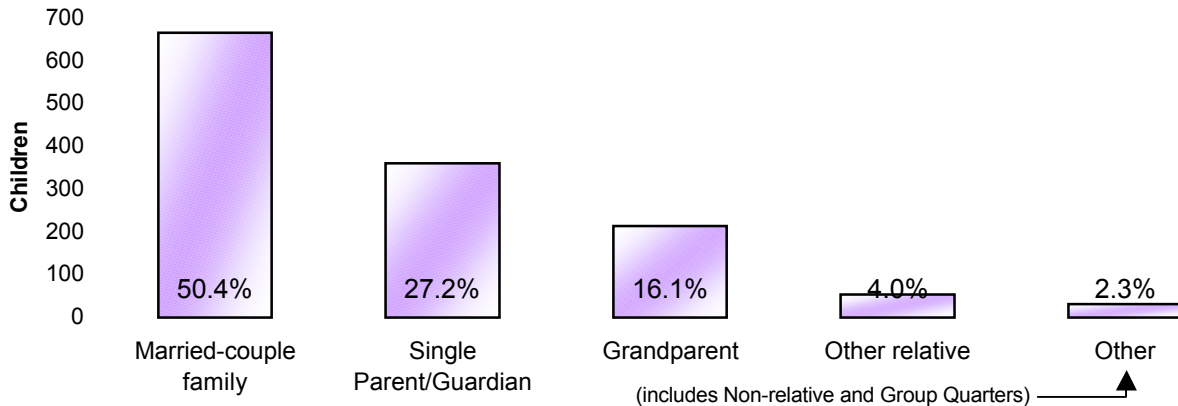
Total Children - Under Age 18 (in Parish Boundaries)

In Households

	#	Pct.
Total Children - Under Age 18 (in Parish Boundaries)	1,321	100.0%
<i>In Households</i>	1,321	100.0%
Householder or spouse is under 18	4	0.3%
With Related:		
Married-couple family	666	50.4%
Male householder, no wife present	59	4.5%
Female householder, no husband present	300	22.7%
Grandparent householder	213	16.1%
Other related householder	53	4.0%
With Nonrelatives	26	2.0%

In Group Quarters

Institutionalized population	0	0.0%
Noninstitutionalized population	0	0.0%



Where do Adults - Age 65 and older - Live?

Total Adults - Age 65 and older (in Parish Boundaries)

In Households

	#	Pct.
Total Adults - Age 65 and older (in Parish Boundaries)	1,380	100.0%
<i>In Households</i>	1,371	99.3%
Family Households:		
Is Householder or Spouse	600	43.5%
With Householder Child	93	6.7%
With Other Relative householder	127	9.2%
With Non-Related Householder	11	0.8%
In Nonfamily households:		
Male Living Alone	169	12.2%
Female Living Alone	315	22.8%
Other	56	4.1%

In group quarters:

Institutionalized population	0	0.0%
Noninstitutionalized population	9	0.7%

2000 U.S. Census Data - Report 4c

Cluster: 24
Vicariate: Philadelphia - South

FS#: 1560

Parish: **St. Paul**

What do we know about Catholic Households?	Population		Households	
	#	Pct.	#	Pct.
Registered Catholic (Total)	3,636	100.0%	1,602	100.0%
Single Person Households	481	13.2%	481	30.0%
Religiously Mixed Households			44	2.7%
Contributing Households			740	46.2%

Household Charts:

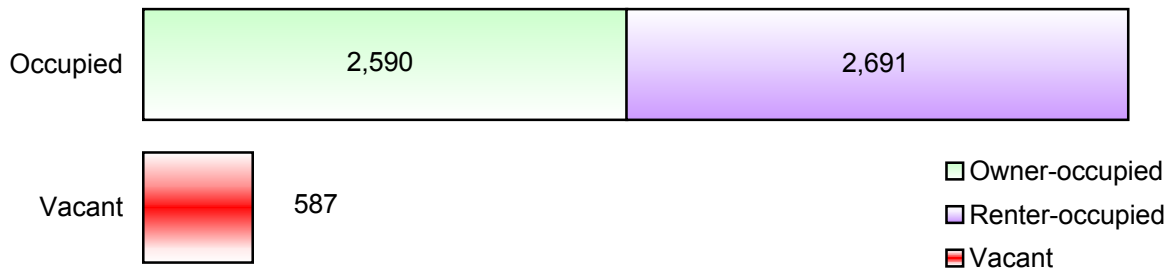


Base: Total Registered Catholic Households

How many housing units are in the parish?

Housing Units

	#	Pct. of Total
Total Housing Units	5,868	100.0%
Occupied	5,281	90.0%
Owner-occupied	2,590	44.1%
Renter-occupied	2,691	45.9%
Vacant	587	10.0%



- Notes:
- (a) Sources: U.S. Census Bureau; 2000 Census of Population and Housing, Summary File 1; (August 2001), 2000 Annual Pastoral Report, completed by pastors for the Chancery Office.
 - (b) Data are calculated by assignment and aggregation of census block/tract to reported geography.
 - (c) Percentages may not total to 100% due to rounding.
 - (d) Average Household and Average Family Size computed as means.

2000 U.S. Census Reports 4a, 4b, and 4c

The U.S. Census Bureau collects data on the people of the United States every 10 years. The 2000 U.S. Census Reports are produced by the Office for Research and Planning of the Archdiocese of Philadelphia for use by pastors. A complete glossary of U.S. Census terminology may be found at: <http://www.census.gov/main/www/glossary.html>. Listed below are definitions to help you understand U.S. Census Reports 4a, 4b, and 4c.

Important Definitions from the U.S. Census:

The census reports two main kinds of housing: households and group quarters:

A **household** is a house, apartment, mobile home or trailer, or a single/group of rooms occupied as separate living quarters.

A **family** includes a householder (the person in whose name the home is owned or rented) and one or more people living in the same household who are related to the householder by birth, marriage, or adoption.

Non-family households are comprised of a householder living alone or with non-relatives only.

In most cases, the **householder** is the person (or one of the people) in whose name the home is owned or rented and/or is listed as Person 1 on the census questionnaire.

A household which contains **unmarried partners** (a householder and his or her partner who are not legally married or participating in a common law marriage) can be either a family or a non-family household. If related persons (e.g. children) live there also, this would be a family household.

Institutional Group Quarters contain people under the care or supervision of trained staff, and classified as "patients" or "inmates" in juvenile and correctional institutions, nursing homes and hospitals for chronically ill.

Non-Institutional Group Quarters contain people living in group quarters other than institutions including college dormitories, religious/other group homes, missions and shelters.

A **Housing Unit** is a house, apartment, mobile home or trailer, group of rooms, or a single room occupied as separate living quarters in which occupants live separately from other individuals in the building.

The following terms are used by the Chancery and the Research and Planning Office when collecting data in the Annual Pastoral Report:

A **Religiously Mixed Household** is a registered household in which at least one member is not Catholic.

A **Contributing Household** is a registered household that regularly uses Church envelopes or is a known financial contributor.