

2000 U.S. Census Data - Report 4a

Cluster: 32
 Vicariate: Philadelphia - South
 Parish:

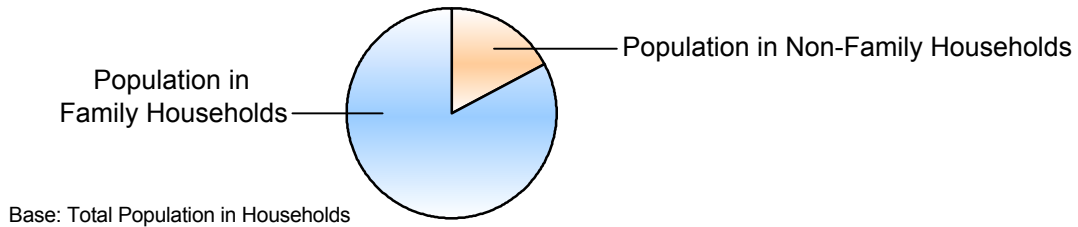
FS#: 1615

Stella Maris

	Population		Households	
	#	Pct.	#	Pct.
Total (in Parish Boundaries)	9,298	100.0%	3,940	100.0%

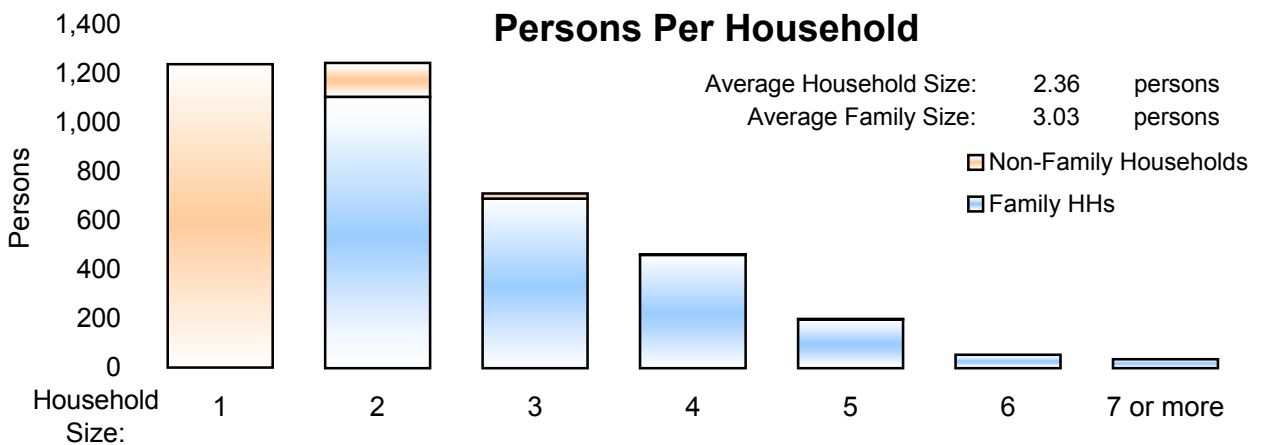
Where do people live?

	Population	Households
	#	Pct.
In Households	9,286	99.9%
Family Households	7,685	82.7%
Married Couple Family		1,716 43.6%
Male Householder, no wife present		189 4.8%
Female Householder, no husband present		633 16.1%



	Population		Households	
	#	Pct.	#	Pct.
Non-Family Households	1,601	17.2%	1,402	35.6%
Single Person Households (total)	1,239	13.3%	1,239	31.4%
Single Person Households Over 65 Years	654	7.0%	654	16.6%
Other Non Family Households (total)	362	3.9%	163	4.1%

Households with: Same-Sex Unmarried Partners	In Family or Non-Family Households	21	0.5%
Households with: Opposite-Sex Unmarried Partners		154	3.9%



	Population
	#
In Group Quarters (Total)	12
Institutional Population	0
Noninstitutionalized Population	12

2000 U.S. Census Data - Report 4b

Cluster: 32
Vicariate: Philadelphia - South

FS#: 1615

Parish:

Stella Maris

Population

Where do Children - Under Age 18 - Live?

Total Children - Under Age 18 (in Parish Boundaries)

In Households

Householder or spouse is under 18

With Related:

Married-couple family

Male householder, no wife present

Female householder, no husband present

Grandparent householder

Other related householder

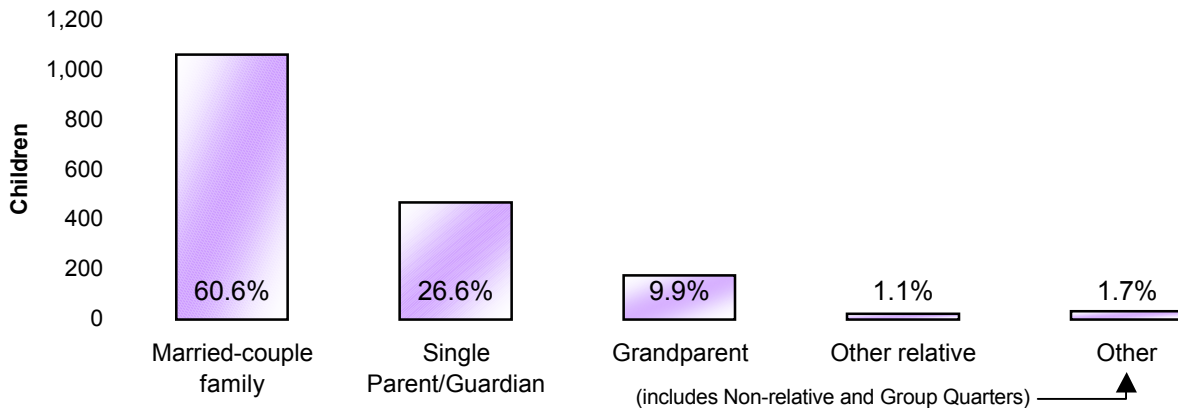
With Nonrelatives

In Group Quarters

Institutionalized population

Noninstitutionalized population

	#	Pct.
Total Children - Under Age 18 (in Parish Boundaries)	1,753	100.0%
In Households	1,753	100.0%
Householder or spouse is under 18	2	0.1%
With Related:		
Married-couple family	1,062	60.6%
Male householder, no wife present	85	4.8%
Female householder, no husband present	382	21.8%
Grandparent householder	174	9.9%
Other related householder	20	1.1%
With Nonrelatives	28	1.6%
In Group Quarters	0	0.0%
Institutionalized population	0	0.0%
Noninstitutionalized population	0	0.0%



Where do Adults - Age 65 and older - Live?

Total Adults - Age 65 and older (in Parish Boundaries)

In Households

Family Households:

Is Householder or Spouse

With Householder Child

With Other Relative householder

With Non-Related Householder

In Nonfamily households:

Male Living Alone

Female Living Alone

Other

In group quarters:

Institutionalized population

Noninstitutionalized population

	#	Pct.
Total Adults - Age 65 and older (in Parish Boundaries)	2,121	100.0%
In Households	2,116	99.8%
Family Households:		
Is Householder or Spouse	1,201	56.6%
With Householder Child	113	5.3%
With Other Relative householder	93	4.4%
With Non-Related Householder	13	0.6%
In Nonfamily households:		
Male Living Alone	151	7.1%
Female Living Alone	503	23.7%
Other	42	2.0%
In group quarters:	5	0.2%
Institutionalized population	0	0.0%
Noninstitutionalized population	5	0.2%

2000 U.S. Census Data - Report 4c

Cluster: 32
Vicariate: Philadelphia - South

FS#: 1615

Parish:

Stella Maris

What do we know about Catholic Households?	Population		Households	
	#	Pct.	#	Pct.
Registered Catholic (Total)	9,292	100.0%	3,216	100.0%
Single Person Households	760	8.2%	760	23.6%
Religiously Mixed Households			178	5.5%
Contributing Households			1,738	54.0%

Household Charts:




Base: Total Registered Catholic Households

How many housing units are in the parish?

Housing Units

	#	Pct. of Total
Total Housing Units	4,208	100.0%
Occupied	3,940	93.6%
Owner-occupied	3,214	76.4%
Renter-occupied	726	17.3%
Vacant	268	6.4%



- Notes:
- (a) Sources: U.S. Census Bureau; 2000 Census of Population and Housing, Summary File 1; (August 2001), 2000 Annual Pastoral Report, completed by pastors for the Chancery Office.
 - (b) Data are calculated by assignment and aggregation of census block/tract to reported geography.
 - (c) Percentages may not total to 100% due to rounding.
 - (d) Average Household and Average Family Size computed as means.

2000 U.S. Census Reports 4a, 4b, and 4c

The U.S. Census Bureau collects data on the people of the United States every 10 years. The 2000 U.S. Census Reports are produced by the Office for Research and Planning of the Archdiocese of Philadelphia for use by pastors. A complete glossary of U.S. Census terminology may be found at: <http://www.census.gov/main/www/glossary.html>. Listed below are definitions to help you understand U.S. Census Reports 4a, 4b, and 4c.

Important Definitions from the U.S. Census:

The census reports two main kinds of housing: households and group quarters:

A **household** is a house, apartment, mobile home or trailer, or a single/group of rooms occupied as separate living quarters.

A **family** includes a householder (the person in whose name the home is owned or rented) and one or more people living in the same household who are related to the householder by birth, marriage, or adoption.

Non-family households are comprised of a householder living alone or with non-relatives only.

In most cases, the **householder** is the person (or one of the people) in whose name the home is owned or rented and/or is listed as Person 1 on the census questionnaire.

A household which contains **unmarried partners** (a householder and his or her partner who are not legally married or participating in a common law marriage) can be either a family or a non-family household. If related persons (e.g. children) live there also, this would be a family household.

Institutional Group Quarters contain people under the care or supervision of trained staff, and classified as "patients" or "inmates" in juvenile and correctional institutions, nursing homes and hospitals for chronically ill.

Non-Institutional Group Quarters contain people living in group quarters other than institutions including college dormitories, religious/other group homes, missions and shelters.

A **Housing Unit** is a house, apartment, mobile home or trailer, group of rooms, or a single room occupied as separate living quarters in which occupants live separately from other individuals in the building.

The following terms are used by the Chancery and the Research and Planning Office when collecting data in the Annual Pastoral Report:

A **Religiously Mixed Household** is a registered household in which at least one member is not Catholic.

A **Contributing Household** is a registered household that regularly uses Church envelopes or is a known financial contributor.