

2000 U.S. Census Data - Report 4a

Cluster: 23
 Vicariate: Philadelphia - South
 Parish:

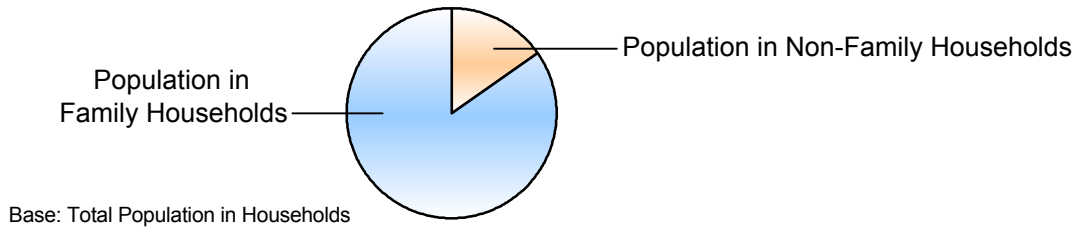
FS# : 1630

St. Thomas Aquinas

	Population		Households	
	#	Pct.	#	Pct.
Total (in Parish Boundaries)	12,549	100.0%	4,438	100.0%

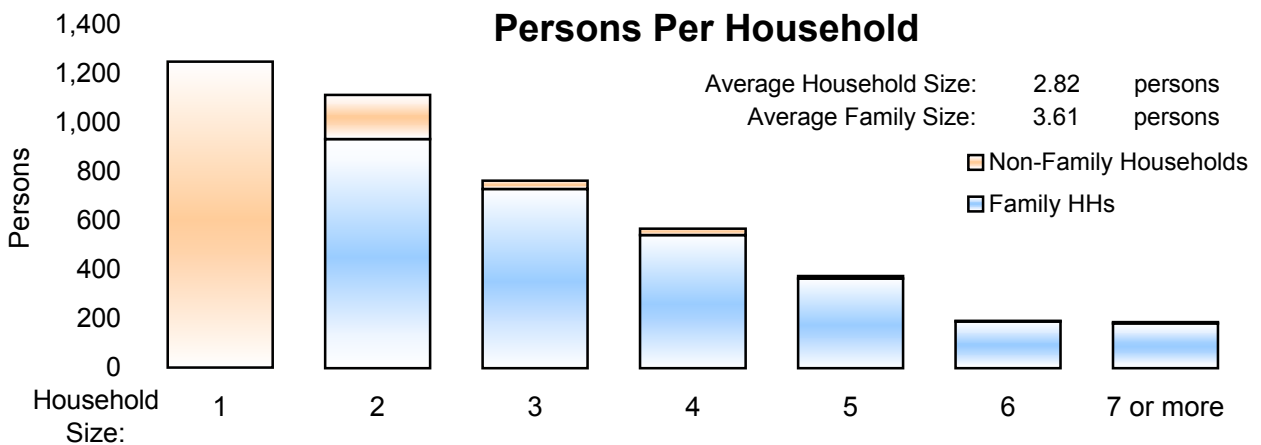
Where do people live?

	Population #	Population Pct.	Households #	Households Pct.
In Households	12,501	99.6%	4,438	100.0%
Family Households	10,586	84.4%	2,934	66.1%
Married Couple Family			1,134	25.6%
Male Householder, no wife present			357	8.0%
Female Householder, no husband present			1,443	32.5%



	Population		Households	
	#	Pct.	#	Pct.
Non-Family Households	1,915	15.3%	1,504	33.9%
Single Person Households (total)	1,248	9.9%	1,248	28.1%
Single Person Households Over 65 Years	487	3.9%	487	11.0%
Other Non Family Households (total)	667	5.3%	256	5.8%

Households with: Same-Sex Unmarried Partners	In Family or Non-Family Households	27	0.6%
Households with: Opposite-Sex Unmarried Partners	In Family or Non-Family Households	221	5.0%



	Population #	Population Pct.
In Group Quarters (Total)	48	0.4%
Institutional Population	26	0.2%
Noninstitutionalized Population	22	0.2%

2000 U.S. Census Data - Report 4b

Cluster: 23
Vicariate: Philadelphia - South

FS#: 1630

Parish: **St. Thomas Aquinas**

Population

Where do Children - Under Age 18 - Live?

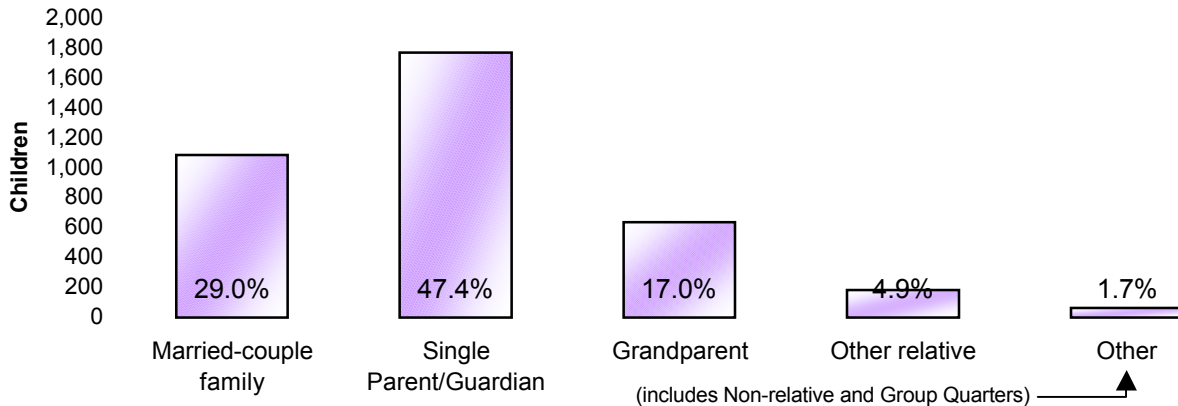
Total Children - Under Age 18 (in Parish Boundaries)

In Households

	#	Pct.
Total Children - Under Age 18 (in Parish Boundaries)	3,727	100.0%
In Households	3,727	100.0%
Householder or spouse is under 18	4	0.1%
With Related:		
Married-couple family	1,082	29.0%
Male householder, no wife present	192	5.2%
Female householder, no husband present	1,576	42.3%
Grandparent householder	633	17.0%
Other related householder	182	4.9%
With Nonrelatives	58	1.6%

In Group Quarters

Institutionalized population	0	0.0%
Noninstitutionalized population	0	0.0%



Where do Adults - Age 65 and older - Live?

Total Adults - Age 65 and older (in Parish Boundaries)

In Households

	#	Pct.
Total Adults - Age 65 and older (in Parish Boundaries)	1,573	100.0%
In Households	1,543	98.1%
Family Households:		
Is Householder or Spouse	722	45.9%
With Householder Child	127	8.1%
With Other Relative householder	106	6.7%
With Non-Related Householder	21	1.3%
In Nonfamily households:		
Male Living Alone	144	9.2%
Female Living Alone	343	21.8%
Other	80	5.1%

In group quarters:

Institutionalized population	30	1.9%
Noninstitutionalized population	17	1.1%
	13	0.8%

2000 U.S. Census Data - Report 4c

Cluster: 23
Vicariate: Philadelphia - South

FS#: 1630

Parish:

St. Thomas Aquinas

What do we know about Catholic Households?	Population		Households	
	#	Pct.	#	Pct.
Registered Catholic (Total)	1,930	100.0%	985	100.0%
Single Person Households	535	27.7%	535	54.3%
Religiously Mixed Households			30	3.0%
Contributing Households			627	63.7%

Household Charts:




Base: Total Registered Catholic Households

How many housing units are in the parish?

Housing Units

	#	Pct. of Total
Total Housing Units	5,179	100.0%
Occupied	4,438	85.7%
Owner-occupied	2,673	51.6%
Renter-occupied	1,765	34.1%
Vacant	741	14.3%



- Notes:
- (a) Sources: U.S. Census Bureau; 2000 Census of Population and Housing, Summary File 1; (August 2001), 2000 Annual Pastoral Report, completed by pastors for the Chancery Office.
 - (b) Data are calculated by assignment and aggregation of census block/tract to reported geography.
 - (c) Percentages may not total to 100% due to rounding.
 - (d) Average Household and Average Family Size computed as means.

2000 U.S. Census Reports 4a, 4b, and 4c

The U.S. Census Bureau collects data on the people of the United States every 10 years. The 2000 U.S. Census Reports are produced by the Office for Research and Planning of the Archdiocese of Philadelphia for use by pastors. A complete glossary of U.S. Census terminology may be found at: <http://www.census.gov/main/www/glossary.html>. Listed below are definitions to help you understand U.S. Census Reports 4a, 4b, and 4c.

Important Definitions from the U.S. Census:

The census reports two main kinds of housing: households and group quarters:

A **household** is a house, apartment, mobile home or trailer, or a single/group of rooms occupied as separate living quarters.

A **family** includes a householder (the person in whose name the home is owned or rented) and one or more people living in the same household who are related to the householder by birth, marriage, or adoption.

Non-family households are comprised of a householder living alone or with non-relatives only.

In most cases, the **householder** is the person (or one of the people) in whose name the home is owned or rented and/or is listed as Person 1 on the census questionnaire.

A household which contains **unmarried partners** (a householder and his or her partner who are not legally married or participating in a common law marriage) can be either a family or a non-family household. If related persons (e.g. children) live there also, this would be a family household.

Institutional Group Quarters contain people under the care or supervision of trained staff, and classified as "patients" or "inmates" in juvenile and correctional institutions, nursing homes and hospitals for chronically ill.

Non-Institutional Group Quarters contain people living in group quarters other than institutions including college dormitories, religious/other group homes, missions and shelters.

A **Housing Unit** is a house, apartment, mobile home or trailer, group of rooms, or a single room occupied as separate living quarters in which occupants live separately from other individuals in the building.

The following terms are used by the Chancery and the Research and Planning Office when collecting data in the Annual Pastoral Report:

A **Religiously Mixed Household** is a registered household in which at least one member is not Catholic.

A **Contributing Household** is a registered household that regularly uses Church envelopes or is a known financial contributor.