

2000 U.S. Census Data - Report 4a

Cluster: 19
 Vicariate: Philadelphia - North
 Parish:

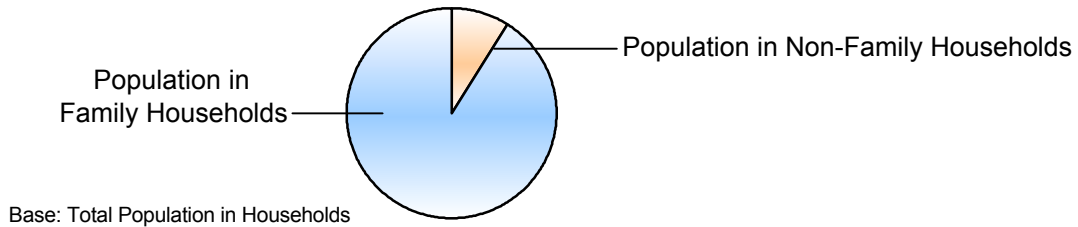
FS#: 1645

St. Veronica

	Population		Households	
	#	Pct.	#	Pct.
Total (in Parish Boundaries)	22,398	100.0%	6,614	100.0%

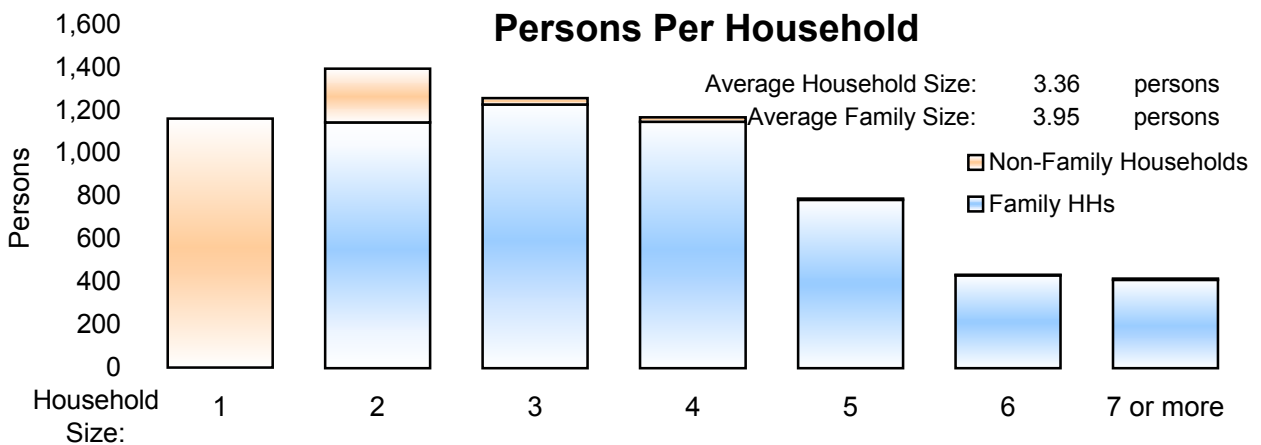
Where do people live?

	Population	Households
	#	Pct.
In Households	22,233	99.3%
Family Households	20,287	90.6%
Married Couple Family		1,916 29.0%
Male Householder, no wife present		531 8.0%
Female Householder, no husband present		2,688 40.6%



	Population		Households	
	#	Pct.	#	Pct.
Non-Family Households	1,946	8.7%	1,479	22.4%
Single Person Households (total)	1,162	5.2%	1,162	17.6%
Single Person Households Over 65 Years	308	1.4%	308	4.7%
Other Non Family Households (total)	784	3.5%	317	4.8%

Households with: Same-Sex Unmarried Partners	In Family or Non-Family Households	40	0.6%
Households with: Opposite-Sex Unmarried Partners		566	8.6%



	Population
	# Pct.
In Group Quarters (Total)	165 0.7%
Institutional Population	42 0.2%
Noninstitutionalized Population	123 0.5%

2000 U.S. Census Data - Report 4b

Cluster: 19
Vicariate: Philadelphia - North

FS#: 1645

Parish: **St. Veronica**

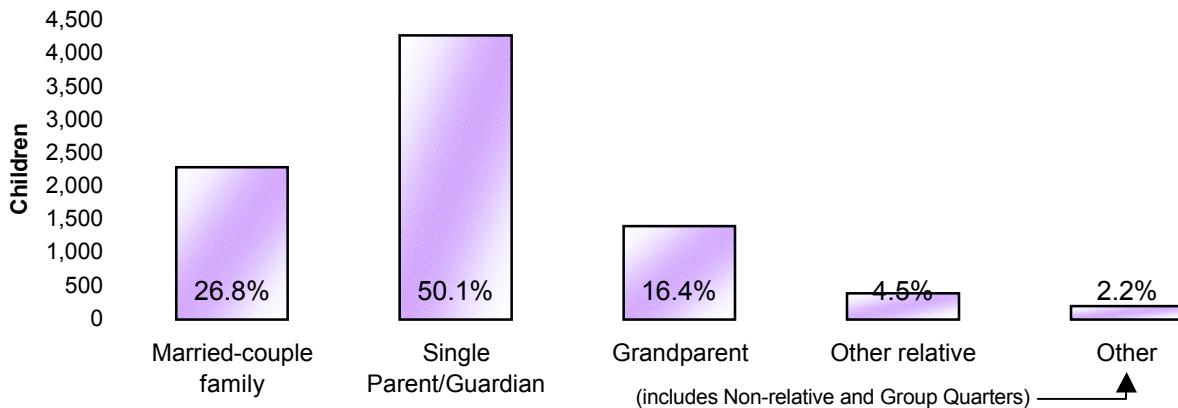
Population

Where do Children - Under Age 18 - Live?

Total Children - Under Age 18 (in Parish Boundaries)

In Households

	#	Pct.
Total Children - Under Age 18 (in Parish Boundaries)	8,512	100.0%
In Households	8,469	99.5%
Householder or spouse is under 18	16	0.2%
With Related:		
Married-couple family	2,279	26.8%
Male householder, no wife present	459	5.4%
Female householder, no husband present	3,807	44.7%
Grandparent householder	1,395	16.4%
Other related householder	383	4.5%
With Nonrelatives	130	1.5%
In Group Quarters	43	0.5%
Institutionalized population	0	0.0%
Noninstitutionalized population	43	0.5%



Where do Adults - Age 65 and older - Live?

Total Adults - Age 65 and older (in Parish Boundaries)

In Households

	#	Pct.
Total Adults - Age 65 and older (in Parish Boundaries)	1,305	100.0%
In Households	1,302	99.8%
Family Households:		
Is Householder or Spouse	685	52.5%
With Householder Child	128	9.8%
With Other Relative householder	79	6.1%
With Non-Related Householder	20	1.5%
In Nonfamily households:		
Male Living Alone	119	9.1%
Female Living Alone	189	14.5%
Other	82	6.3%
In group quarters:	3	0.2%
Institutionalized population	1	0.1%
Noninstitutionalized population	2	0.2%

2000 U.S. Census Data - Report 4c

Cluster: 19
Vicariate: Philadelphia - North

FS#: 1645

Parish: **St. Veronica**

What do we know about Catholic Households?	Population		Households	
	#	Pct.	#	Pct.
Registered Catholic (Total)	9,078	100.0%	2,294	100.0%
Single Person Households	290	3.2%	290	12.6%
Religiously Mixed Households			240	10.5%
Contributing Households			450	19.6%

Household Charts:




Base: Total Registered Catholic Households

How many housing units are in the parish?

Housing Units

	#	Pct. of Total
Total Housing Units	7,746	100.0%
Occupied	6,614	85.4%
Owner-occupied	3,791	48.9%
Renter-occupied	2,823	36.4%
Vacant	1,132	14.6%



- Notes:
- (a) Sources: U.S. Census Bureau; 2000 Census of Population and Housing, Summary File 1; (August 2001), 2000 Annual Pastoral Report, completed by pastors for the Chancery Office.
 - (b) Data are calculated by assignment and aggregation of census block/tract to reported geography.
 - (c) Percentages may not total to 100% due to rounding.
 - (d) Average Household and Average Family Size computed as means.

2000 U.S. Census Reports 4a, 4b, and 4c

The U.S. Census Bureau collects data on the people of the United States every 10 years. The 2000 U.S. Census Reports are produced by the Office for Research and Planning of the Archdiocese of Philadelphia for use by pastors. A complete glossary of U.S. Census terminology may be found at: <http://www.census.gov/main/www/glossary.html>. Listed below are definitions to help you understand U.S. Census Reports 4a, 4b, and 4c.

Important Definitions from the U.S. Census:

The census reports two main kinds of housing: households and group quarters:

A **household** is a house, apartment, mobile home or trailer, or a single/group of rooms occupied as separate living quarters.

A **family** includes a householder (the person in whose name the home is owned or rented) and one or more people living in the same household who are related to the householder by birth, marriage, or adoption.

Non-family households are comprised of a householder living alone or with non-relatives only.

In most cases, the **householder** is the person (or one of the people) in whose name the home is owned or rented and/or is listed as Person 1 on the census questionnaire.

A household which contains **unmarried partners** (a householder and his or her partner who are not legally married or participating in a common law marriage) can be either a family or a non-family household. If related persons (e.g. children) live there also, this would be a family household.

Institutional Group Quarters contain people under the care or supervision of trained staff, and classified as "patients" or "inmates" in juvenile and correctional institutions, nursing homes and hospitals for chronically ill.

Non-Institutional Group Quarters contain people living in group quarters other than institutions including college dormitories, religious/other group homes, missions and shelters.

A **Housing Unit** is a house, apartment, mobile home or trailer, group of rooms, or a single room occupied as separate living quarters in which occupants live separately from other individuals in the building.

The following terms are used by the Chancery and the Research and Planning Office when collecting data in the Annual Pastoral Report:

A **Religiously Mixed Household** is a registered household in which at least one member is not Catholic.

A **Contributing Household** is a registered household that regularly uses Church envelopes or is a known financial contributor.