

2000 U.S. Census Data - Report 4a

Cluster: 28
Vicariate: Bucks

FS# : 2055

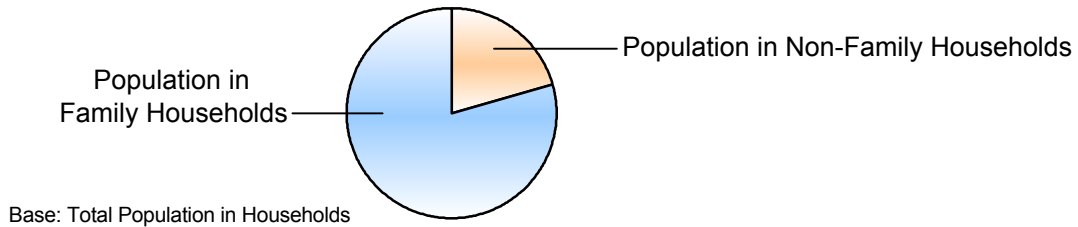
Parish:

Our Lady of Fatima

	Population		Households	
	#	Pct.	#	Pct.
Total (in Parish Boundaries)	9,098	100.0%	3,880	100.0%

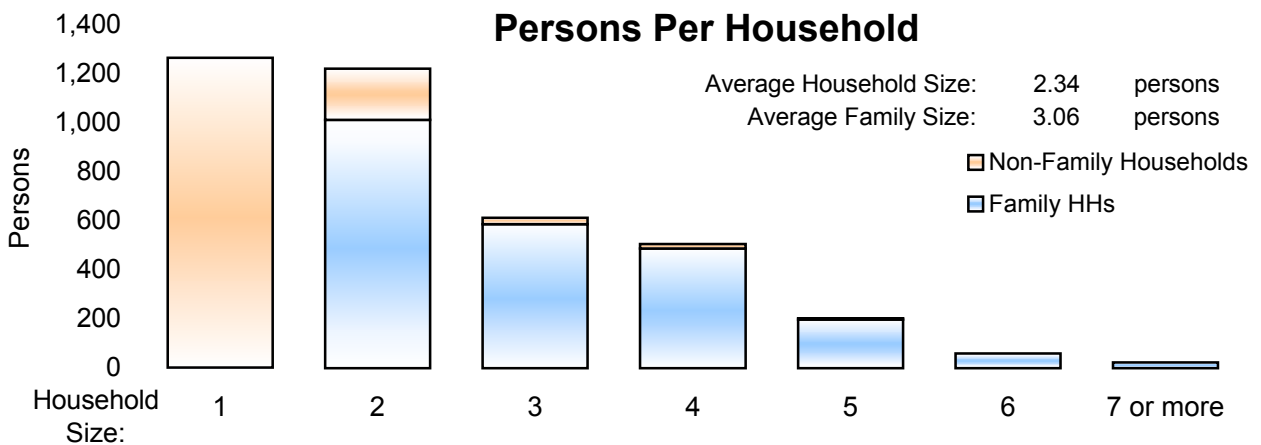
Where do people live?

	Population #	Population Pct.	Households #	Households Pct.
In Households	9,067	99.7%	3,880	100.0%
Family Households	7,208	79.2%	2,357	60.7%
Married Couple Family			1,651	42.6%
Male Householder, no wife present			180	4.6%
Female Householder, no husband present			526	13.6%



	Population #	Population Pct.	Households #	Households Pct.
Non-Family Households	1,859	20.4%	1,523	39.3%
Single Person Households (total)	1,265	13.9%	1,265	32.6%
Single Person Households Over 65 Years	339	3.7%	339	8.7%
Other Non Family Households (total)	594	6.5%	258	6.6%

Households with: Same-Sex Unmarried Partners	In Family or Non-Family Households	19	0.5%
Households with: Opposite-Sex Unmarried Partners	In Family or Non-Family Households	206	5.3%



	Population #	Population Pct.
In Group Quarters (Total)	31	0.3%
Institutional Population	0	0.0%
Noninstitutionalized Population	31	0.3%

2000 U.S. Census Data - Report 4b

Cluster: 28
Vicariate: Bucks

FS#: 2055

Parish: **Our Lady of Fatima**

Population

Where do Children - Under Age 18 - Live?

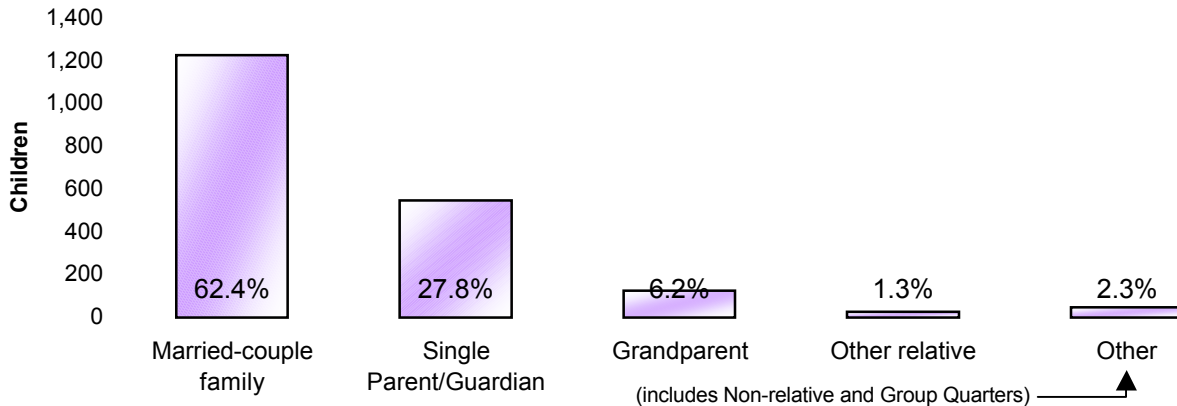
Total Children - Under Age 18 (in Parish Boundaries)

In Households

	#	Pct.
Total Children - Under Age 18 (in Parish Boundaries)	1,962	100.0%
In Households	1,961	99.9%
Householder or spouse is under 18	4	0.2%
With Related:		
Married-couple family	1,225	62.4%
Male householder, no wife present	103	5.2%
Female householder, no husband present	442	22.5%
Grandparent householder	122	6.2%
Other related householder	25	1.3%
With Nonrelatives	40	2.0%

In Group Quarters

Institutionalized population	1	0.1%
Noninstitutionalized population	0	0.0%
	1	0.1%



Where do Adults - Age 65 and older - Live?

Total Adults - Age 65 and older (in Parish Boundaries)

In Households

	#	Pct.
Total Adults - Age 65 and older (in Parish Boundaries)	1,206	100.0%
In Households	1,201	99.6%
Family Households:		
Is Householder or Spouse	715	59.3%
With Householder Child	65	5.4%
With Other Relative householder	55	4.6%
With Non-Related Householder	4	0.3%
In Nonfamily households:		
Male Living Alone	92	7.6%
Female Living Alone	247	20.5%
Other	23	1.9%

In group quarters:

Institutionalized population	5	0.4%
Noninstitutionalized population	0	0.0%
	5	0.4%

2000 U.S. Census Data - Report 4c

Cluster: 28
Vicariate: Bucks

FS#: 2055

Parish:

Our Lady of Fatima

What do we know about Catholic Households?	Population		Households	
	#	Pct.	#	Pct.
Registered Catholic (Total)	3,280	100.0%	820	100.0%
Single Person Households	104	3.2%	104	12.7%
Religiously Mixed Households			69	8.4%
Contributing Households			279	34.0%

Household Charts:




Base: Total Registered Catholic Households

How many housing units are in the parish?

Housing Units

	#	Pct. of Total
Total Housing Units	4,008	100.0%
Occupied	3,880	96.8%
Owner-occupied	1,030	25.7%
Renter-occupied	2,850	71.1%
Vacant	128	3.2%



- Notes:
- (a) Sources: U.S. Census Bureau; 2000 Census of Population and Housing, Summary File 1; (August 2001), 2000 Annual Pastoral Report, completed by pastors for the Chancery Office.
 - (b) Data are calculated by assignment and aggregation of census block/tract to reported geography.
 - (c) Percentages may not total to 100% due to rounding.
 - (d) Average Household and Average Family Size computed as means.

2000 U.S. Census Reports 4a, 4b, and 4c

The U.S. Census Bureau collects data on the people of the United States every 10 years. The 2000 U.S. Census Reports are produced by the Office for Research and Planning of the Archdiocese of Philadelphia for use by pastors. A complete glossary of U.S. Census terminology may be found at: <http://www.census.gov/main/www/glossary.html>. Listed below are definitions to help you understand U.S. Census Reports 4a, 4b, and 4c.

Important Definitions from the U.S. Census:

The census reports two main kinds of housing: households and group quarters:

A **household** is a house, apartment, mobile home or trailer, or a single/group of rooms occupied as separate living quarters.

A **family** includes a householder (the person in whose name the home is owned or rented) and one or more people living in the same household who are related to the householder by birth, marriage, or adoption.

Non-family households are comprised of a householder living alone or with non-relatives only.

In most cases, the **householder** is the person (or one of the people) in whose name the home is owned or rented and/or is listed as Person 1 on the census questionnaire.

A household which contains **unmarried partners** (a householder and his or her partner who are not legally married or participating in a common law marriage) can be either a family or a non-family household. If related persons (e.g. children) live there also, this would be a family household.

Institutional Group Quarters contain people under the care or supervision of trained staff, and classified as "patients" or "inmates" in juvenile and correctional institutions, nursing homes and hospitals for chronically ill.

Non-Institutional Group Quarters contain people living in group quarters other than institutions including college dormitories, religious/other group homes, missions and shelters.

A **Housing Unit** is a house, apartment, mobile home or trailer, group of rooms, or a single room occupied as separate living quarters in which occupants live separately from other individuals in the building.

The following terms are used by the Chancery and the Research and Planning Office when collecting data in the Annual Pastoral Report:

A **Religiously Mixed Household** is a registered household in which at least one member is not Catholic.

A **Contributing Household** is a registered household that regularly uses Church envelopes or is a known financial contributor.