

2000 U.S. Census Data - Report 4a

Cluster: 74
 Vicariate: Montgomery
 Parish:

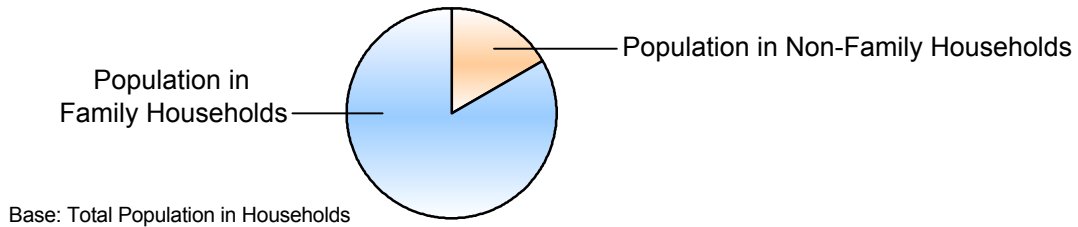
FS#: 2140

Presentation B.V.M.

	Population		Households	
	#	Pct.	#	Pct.
Total (in Parish Boundaries)	12,400	100.0%	4,907	100.0%

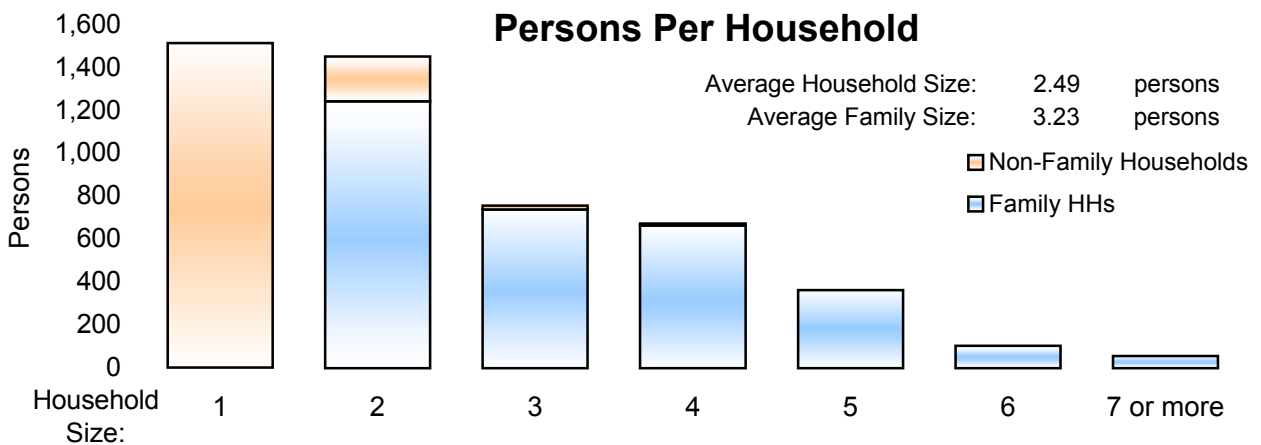
Where do people live?

	Population #	Population Pct.	Households #	Households Pct.
In Households	12,213	98.5%	4,907	100.0%
Family Households	10,190	82.2%	3,159	64.4%
Married Couple Family			2,456	50.1%
Male Householder, no wife present			180	3.7%
Female Householder, no husband present			523	10.7%



	Population		Households	
	#	Pct.	#	Pct.
Non-Family Households	2,023	16.3%	1,748	35.6%
Single Person Households (total)	1,512	12.2%	1,512	30.8%
Single Person Households Over 65 Years	698	5.6%	698	14.2%
Other Non Family Households (total)	511	4.1%	236	4.8%

Households with: Same-Sex Unmarried Partners	In Family or Non-Family Households	12	0.2%
Households with: Opposite-Sex Unmarried Partners	In Family or Non-Family Households	185	3.8%



	Population #	Population Pct.
In Group Quarters (Total)	187	1.5%
Institutional Population	153	1.2%
Noninstitutionalized Population	34	0.3%

2000 U.S. Census Data - Report 4b

Cluster: 74
Vicariate: Montgomery

FS#: 2140

Parish: **Presentation B.V.M.**

Population

Where do Children - Under Age 18 - Live?

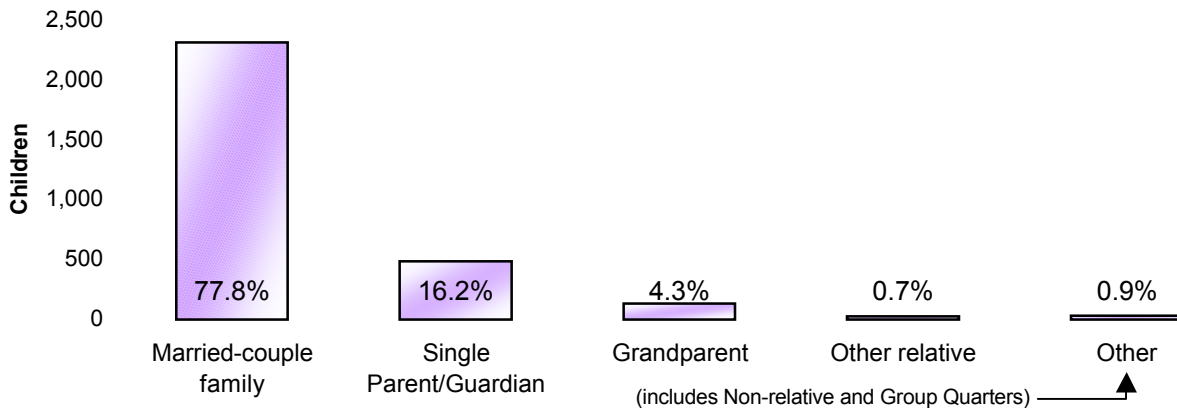
Total Children - Under Age 18 (in Parish Boundaries)

In Households

	#	Pct.
Total Children - Under Age 18 (in Parish Boundaries)	2,973	100.0%
In Households	2,973	100.0%
Householder or spouse is under 18	1	0.0%
With Related:		
Married-couple family	2,312	77.8%
Male householder, no wife present	112	3.8%
Female householder, no husband present	371	12.5%
Grandparent householder	129	4.3%
Other related householder	22	0.7%
With Nonrelatives	26	0.9%

In Group Quarters

Institutionalized population	0	0.0%
Noninstitutionalized population	0	0.0%



Where do Adults - Age 65 and older - Live?

Total Adults - Age 65 and older (in Parish Boundaries)

In Households

	#	Pct.
Total Adults - Age 65 and older (in Parish Boundaries)	2,187	100.0%
In Households	2,054	93.9%
Family Households:		
Is Householder or Spouse	1,132	51.8%
With Householder Child	82	3.7%
With Other Relative householder	93	4.3%
With Non-Related Householder	7	0.3%
In Nonfamily households:		
Male Living Alone	184	8.4%
Female Living Alone	514	23.5%
Other	42	1.9%

In group quarters:

Institutionalized population	125	5.7%
Noninstitutionalized population	8	0.4%

2000 U.S. Census Data - Report 4c

Cluster: 74
Vicariate: Montgomery

FS#: 2140

Parish:

Presentation B.V.M.

What do we know about Catholic Households?	Population		Households	
	#	Pct.	#	Pct.
Registered Catholic (Total)	5,543	100.0%	1,796	100.0%
Single Person Households	150	2.7%	150	8.4%
Religiously Mixed Households			200	11.1%
Contributing Households			1,200	66.8%

Household Charts:




Base: Total Registered Catholic Households

How many housing units are in the parish?

Housing Units

	#	Pct. of Total
Total Housing Units	5,106	100.0%
Occupied	4,907	96.1%
Owner-occupied	3,307	64.8%
Renter-occupied	1,600	31.3%
Vacant	199	3.9%



- Notes:
- (a) Sources: U.S. Census Bureau; 2000 Census of Population and Housing, Summary File 1; (August 2001), 2000 Annual Pastoral Report, completed by pastors for the Chancery Office.
 - (b) Data are calculated by assignment and aggregation of census block/tract to reported geography.
 - (c) Percentages may not total to 100% due to rounding.
 - (d) Average Household and Average Family Size computed as means.

2000 U.S. Census Reports 4a, 4b, and 4c

The U.S. Census Bureau collects data on the people of the United States every 10 years. The 2000 U.S. Census Reports are produced by the Office for Research and Planning of the Archdiocese of Philadelphia for use by pastors. A complete glossary of U.S. Census terminology may be found at: <http://www.census.gov/main/www/glossary.html>. Listed below are definitions to help you understand U.S. Census Reports 4a, 4b, and 4c.

Important Definitions from the U.S. Census:

The census reports two main kinds of housing: households and group quarters:

A **household** is a house, apartment, mobile home or trailer, or a single/group of rooms occupied as separate living quarters.

A **family** includes a householder (the person in whose name the home is owned or rented) and one or more people living in the same household who are related to the householder by birth, marriage, or adoption.

Non-family households are comprised of a householder living alone or with non-relatives only.

In most cases, the **householder** is the person (or one of the people) in whose name the home is owned or rented and/or is listed as Person 1 on the census questionnaire.

A household which contains **unmarried partners** (a householder and his or her partner who are not legally married or participating in a common law marriage) can be either a family or a non-family household. If related persons (e.g. children) live there also, this would be a family household.

Institutional Group Quarters contain people under the care or supervision of trained staff, and classified as "patients" or "inmates" in juvenile and correctional institutions, nursing homes and hospitals for chronically ill.

Non-Institutional Group Quarters contain people living in group quarters other than institutions including college dormitories, religious/other group homes, missions and shelters.

A **Housing Unit** is a house, apartment, mobile home or trailer, group of rooms, or a single room occupied as separate living quarters in which occupants live separately from other individuals in the building.

The following terms are used by the Chancery and the Research and Planning Office when collecting data in the Annual Pastoral Report:

A **Religiously Mixed Household** is a registered household in which at least one member is not Catholic.

A **Contributing Household** is a registered household that regularly uses Church envelopes or is a known financial contributor.