

2000 U.S. Census Data - Report 4a

Cluster: 75
Vicariate: Montgomery

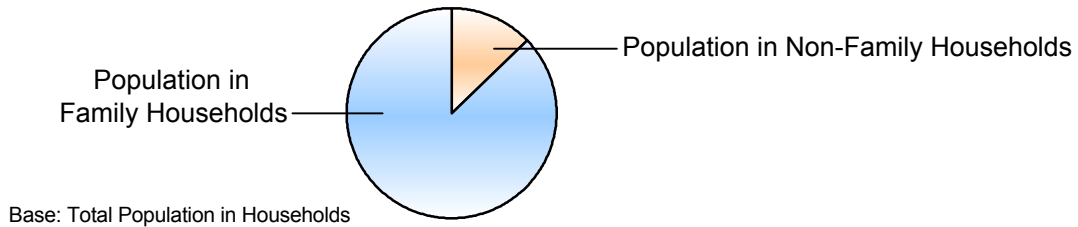
FS#: 2350

Parish: **St. Maria Goretti**

	Population		Households	
	#	Pct.	#	Pct.
Total (in Parish Boundaries)	38,803	100.0%	14,564	100.0%

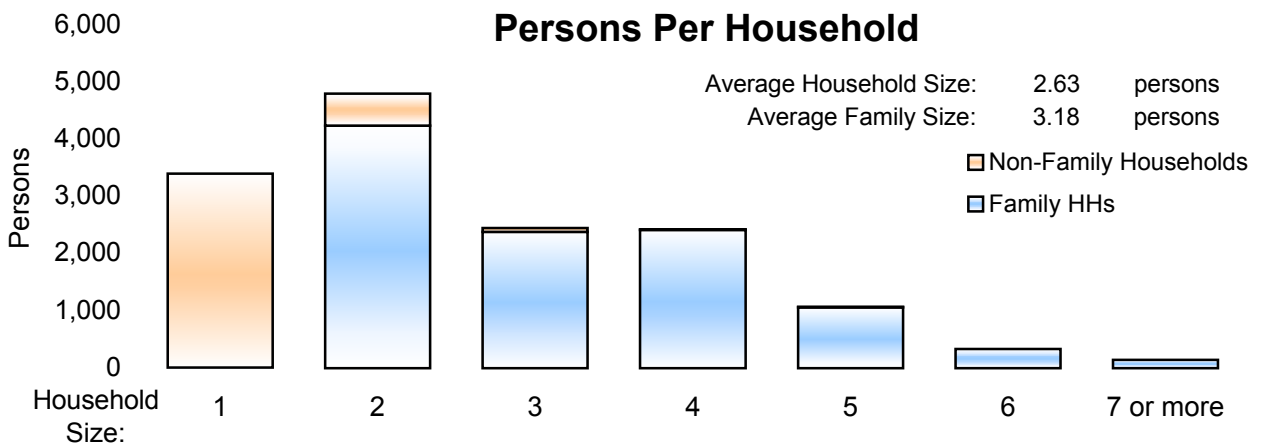
Where do people live?

	Population	Pct.	Households	Pct.
In Households	38,268	98.6%	14,564	100.0%
Family Households	33,390	86.1%	10,516	72.2%
Married Couple Family			8,972	61.6%
Male Householder, no wife present			440	3.0%
Female Householder, no husband present			1,104	7.6%



	Population	Pct.	Households	Pct.
Non-Family Households	4,878	12.6%	4,048	27.8%
Single Person Households (total)	3,389	8.7%	3,389	23.3%
Single Person Households Over 65 Years	1,391	3.6%	1,391	9.6%
Other Non Family Households (total)	1,489	3.8%	659	4.5%

Households with: Same-Sex Unmarried Partners	In Family or Non-Family Households	54	0.4%
Households with: Opposite-Sex Unmarried Partners	In Family or Non-Family Households	557	3.8%



	Population	Pct.
In Group Quarters (Total)	535	1.4%
Institutional Population	230	0.6%
Noninstitutionalized Population	305	0.8%

2000 U.S. Census Data - Report 4b

Cluster: 75
Vicariate: Montgomery

FS#: 2350

Parish: **St. Maria Goretti**

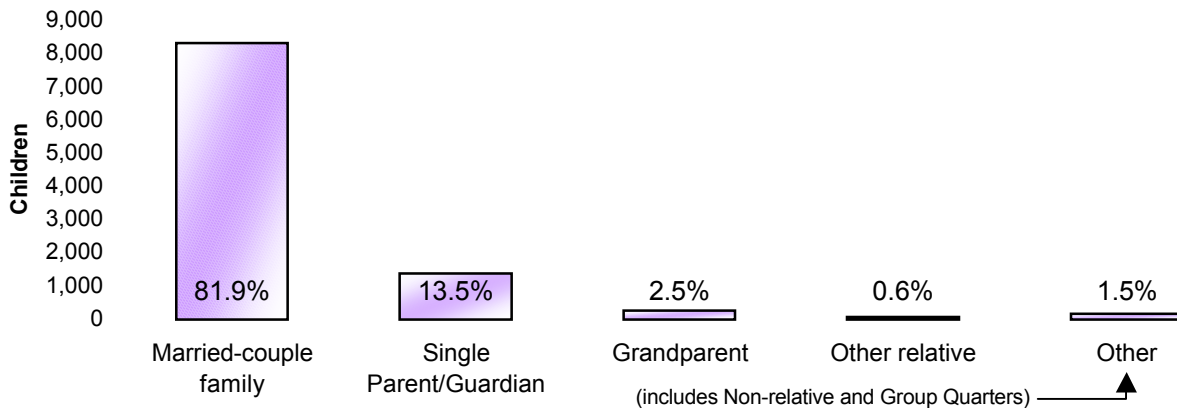
Population

Where do Children - Under Age 18 - Live?

Total Children - Under Age 18 (in Parish Boundaries)

In Households

	#	Pct.
Total Children - Under Age 18 (in Parish Boundaries)	10,138	100.0%
In Households	10,121	99.8%
Householder or spouse is under 18	7	0.1%
With Related:		
Married-couple family	8,307	81.9%
Male householder, no wife present	331	3.3%
Female householder, no husband present	1,037	10.2%
Grandparent householder	251	2.5%
Other related householder	59	0.6%
With Nonrelatives	129	1.3%
In Group Quarters	17	0.2%
Institutionalized population	0	0.0%
Noninstitutionalized population	17	0.2%



Where do Adults - Age 65 and older - Live?

Total Adults - Age 65 and older (in Parish Boundaries)

In Households

	#	Pct.
Total Adults - Age 65 and older (in Parish Boundaries)	5,304	100.0%
In Households	4,895	92.3%
Family Households:		
Is Householder or Spouse	3,024	57.0%
With Householder Child	211	4.0%
With Other Relative householder	152	2.9%
With Non-Related Householder	13	0.2%
In Nonfamily households:		
Male Living Alone	285	5.4%
Female Living Alone	1,106	20.9%
Other	104	2.0%
In group quarters:	409	7.7%
Institutionalized population	224	4.2%
Noninstitutionalized population	185	3.5%

2000 U.S. Census Data - Report 4c

Cluster: 75
Vicariate: Montgomery

FS#: 2350

Parish:

St. Maria Goretti

What do we know about Catholic Households?	Population		Households	
	#	Pct.	#	Pct.
Registered Catholic (Total)	8,121	100.0%	2,793	100.0%
Single Person Households	647	8.0%	647	23.2%
Religiously Mixed Households			727	26.0%
Contributing Households			1,942	69.5%

Household Charts:




Base: Total Registered Catholic Households

How many housing units are in the parish?

Housing Units

	#	Pct. of Total
Total Housing Units	15,010	100.0%
Occupied	14,564	97.0%
Owner-occupied	9,897	65.9%
Renter-occupied	4,667	31.1%
Vacant	446	3.0%



- Notes:**
- (a) Sources: U.S. Census Bureau; 2000 Census of Population and Housing, Summary File 1; (August 2001), 2000 Annual Pastoral Report, completed by pastors for the Chancery Office.
 - (b) Data are calculated by assignment and aggregation of census block/tract to reported geography.
 - (c) Percentages may not total to 100% due to rounding.
 - (d) Average Household and Average Family Size computed as means.

2000 U.S. Census Reports 4a, 4b, and 4c

The U.S. Census Bureau collects data on the people of the United States every 10 years. The 2000 U.S. Census Reports are produced by the Office for Research and Planning of the Archdiocese of Philadelphia for use by pastors. A complete glossary of U.S. Census terminology may be found at: <http://www.census.gov/main/www/glossary.html>. Listed below are definitions to help you understand U.S. Census Reports 4a, 4b, and 4c.

Important Definitions from the U.S. Census:

The census reports two main kinds of housing: households and group quarters:

A **household** is a house, apartment, mobile home or trailer, or a single/group of rooms occupied as separate living quarters.

A **family** includes a householder (the person in whose name the home is owned or rented) and one or more people living in the same household who are related to the householder by birth, marriage, or adoption.

Non-family households are comprised of a householder living alone or with non-relatives only.

In most cases, the **householder** is the person (or one of the people) in whose name the home is owned or rented and/or is listed as Person 1 on the census questionnaire.

A household which contains **unmarried partners** (a householder and his or her partner who are not legally married or participating in a common law marriage) can be either a family or a non-family household. If related persons (e.g. children) live there also, this would be a family household.

Institutional Group Quarters contain people under the care or supervision of trained staff, and classified as "patients" or "inmates" in juvenile and correctional institutions, nursing homes and hospitals for chronically ill.

Non-Institutional Group Quarters contain people living in group quarters other than institutions including college dormitories, religious/other group homes, missions and shelters.

A **Housing Unit** is a house, apartment, mobile home or trailer, group of rooms, or a single room occupied as separate living quarters in which occupants live separately from other individuals in the building.

The following terms are used by the Chancery and the Research and Planning Office when collecting data in the Annual Pastoral Report:

A **Religiously Mixed Household** is a registered household in which at least one member is not Catholic.

A **Contributing Household** is a registered household that regularly uses Church envelopes or is a known financial contributor.