

2000 U.S. Census Data - Report 4a

Cluster: 71
Vicariate: Montgomery

FS#: 2410

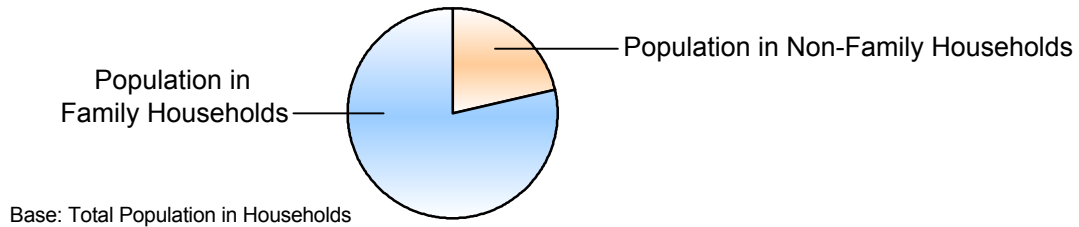
Parish:

Mother of Divine Providence

	Population		Households	
	#	Pct.	#	Pct.
Total (in Parish Boundaries)	15,850	100.0%	6,750	100.0%

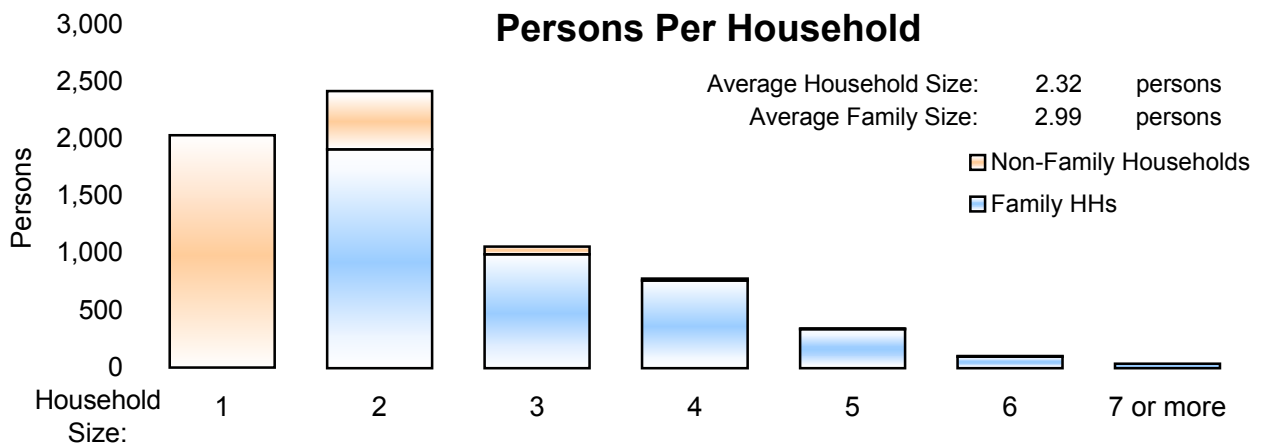
Where do people live?

	Population #	Population Pct.	Households #	Households Pct.
In Households	15,658	98.8%	6,750	100.0%
Family Households	12,327	77.8%	4,124	61.1%
Married Couple Family			3,558	52.7%
Male Householder, no wife present			168	2.5%
Female Householder, no husband present			398	5.9%



	Population #	Population Pct.	Households #	Households Pct.
Non-Family Households	3,331	21.0%	2,626	38.9%
Single Person Households (total)	2,033	12.8%	2,033	30.1%
Single Person Households Over 65 Years	457	2.9%	457	6.8%
Other Non Family Households (total)	1,298	8.2%	593	8.8%

Households with: Same-Sex Unmarried Partners	In Family or Non-Family Households	25	0.4%
Households with: Opposite-Sex Unmarried Partners	In Family or Non-Family Households	221	3.3%



	Population #	Population Pct.
In Group Quarters (Total)	192	1.2%
Institutional Population	182	1.1%
Noninstitutionalized Population	10	0.1%

2000 U.S. Census Data - Report 4b

Cluster: 71
Vicariate: Montgomery

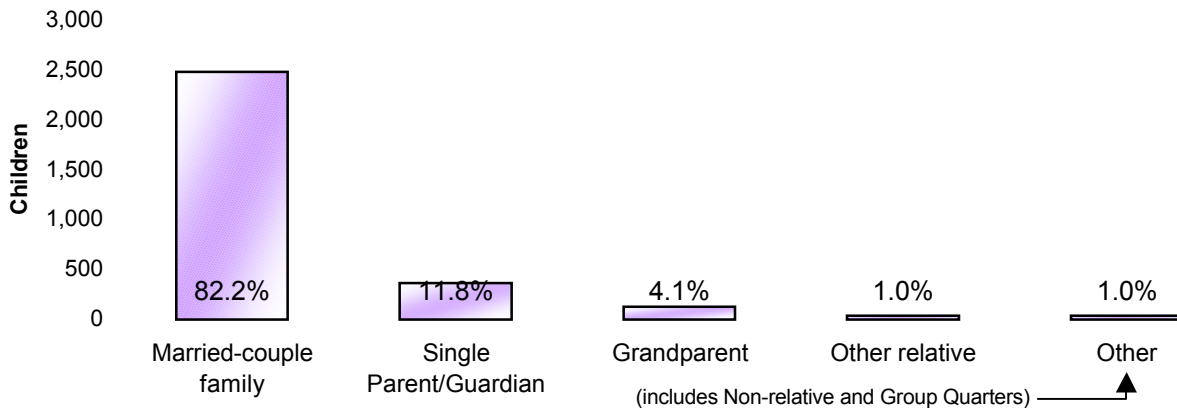
FS#: 2410

Parish: **Mother of Divine Providence**

Population

Where do Children - Under Age 18 - Live?

	#	Pct.
Total Children - Under Age 18 (in Parish Boundaries)	3,020	100.0%
<i>In Households</i>	3,020	100.0%
Householder or spouse is under 18	2	0.1%
With Related:		
Married-couple family	2,481	82.2%
Male householder, no wife present	112	3.7%
Female householder, no husband present	245	8.1%
Grandparent householder	123	4.1%
Other related householder	30	1.0%
With Nonrelatives	27	0.9%
<i>In Group Quarters</i>	0	0.0%
Institutionalized population	0	0.0%
Noninstitutionalized population	0	0.0%



Where do Adults - Age 65 and older - Live?

	#	Pct.
Total Adults - Age 65 and older (in Parish Boundaries)	2,315	100.0%
<i>In Households</i>	2,133	92.1%
Family Households:		
Is Householder or Spouse	1,464	63.2%
With Householder Child	105	4.5%
With Other Relative householder	62	2.7%
With Non-Related Householder	5	0.2%
In Nonfamily households:		
Male Living Alone	140	6.0%
Female Living Alone	317	13.7%
Other	40	1.7%
<i>In group quarters:</i>	182	7.9%
Institutionalized population	175	7.6%
Noninstitutionalized population	7	0.3%

2000 U.S. Census Data - Report 4c

Cluster: 71
Vicariate: Montgomery

FS#: 2410

Parish:

Mother of Divine Providence

What do we know about Catholic Households?	Population		Households	
	#	Pct.	#	Pct.
Registered Catholic (Total)	5,079	100.0%	1,827	100.0%
Single Person Households	372	7.3%	372	20.4%
Religiously Mixed Households			311	17.0%
Contributing Households			1,371	75.0%

Household Charts:




Base: Total Registered Catholic Households

How many housing units are in the parish?

Housing Units

	#	Pct. of Total
Total Housing Units	7,084	100.0%
Occupied	6,750	95.3%
Owner-occupied	4,317	60.9%
Renter-occupied	2,433	34.3%
Vacant	334	4.7%



- Notes:
- (a) Sources: U.S. Census Bureau; 2000 Census of Population and Housing, Summary File 1; (August 2001), 2000 Annual Pastoral Report, completed by pastors for the Chancery Office.
 - (b) Data are calculated by assignment and aggregation of census block/tract to reported geography.
 - (c) Percentages may not total to 100% due to rounding.
 - (d) Average Household and Average Family Size computed as means.

2000 U.S. Census Reports 4a, 4b, and 4c

The U.S. Census Bureau collects data on the people of the United States every 10 years. The 2000 U.S. Census Reports are produced by the Office for Research and Planning of the Archdiocese of Philadelphia for use by pastors. A complete glossary of U.S. Census terminology may be found at: <http://www.census.gov/main/www/glossary.html>. Listed below are definitions to help you understand U.S. Census Reports 4a, 4b, and 4c.

Important Definitions from the U.S. Census:

The census reports two main kinds of housing: households and group quarters:

A **household** is a house, apartment, mobile home or trailer, or a single/group of rooms occupied as separate living quarters.

A **family** includes a householder (the person in whose name the home is owned or rented) and one or more people living in the same household who are related to the householder by birth, marriage, or adoption.

Non-family households are comprised of a householder living alone or with non-relatives only.

In most cases, the **householder** is the person (or one of the people) in whose name the home is owned or rented and/or is listed as Person 1 on the census questionnaire.

A household which contains **unmarried partners** (a householder and his or her partner who are not legally married or participating in a common law marriage) can be either a family or a non-family household. If related persons (e.g. children) live there also, this would be a family household.

Institutional Group Quarters contain people under the care or supervision of trained staff, and classified as "patients" or "inmates" in juvenile and correctional institutions, nursing homes and hospitals for chronically ill.

Non-Institutional Group Quarters contain people living in group quarters other than institutions including college dormitories, religious/other group homes, missions and shelters.

A **Housing Unit** is a house, apartment, mobile home or trailer, group of rooms, or a single room occupied as separate living quarters in which occupants live separately from other individuals in the building.

The following terms are used by the Chancery and the Research and Planning Office when collecting data in the Annual Pastoral Report:

A **Religiously Mixed Household** is a registered household in which at least one member is not Catholic.

A **Contributing Household** is a registered household that regularly uses Church envelopes or is a known financial contributor.