

2000 U.S. Census Data - Report 4a

Cluster: 71
 Vicariate: Montgomery
 Parish:

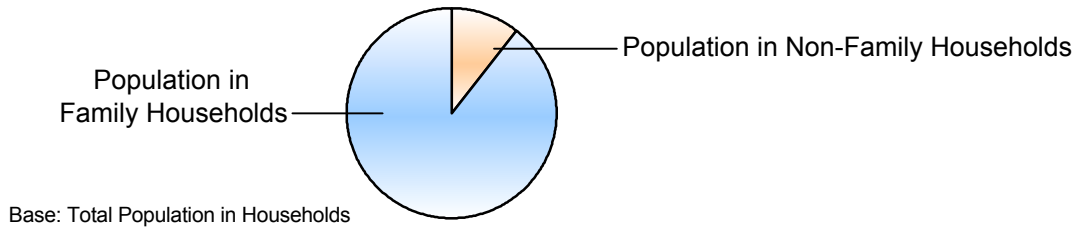
FS# : 2415

St. Philip Neri

	Population		Households	
	#	Pct.	#	Pct.
Total (in Parish Boundaries)	11,679	100.0%	4,138	100.0%

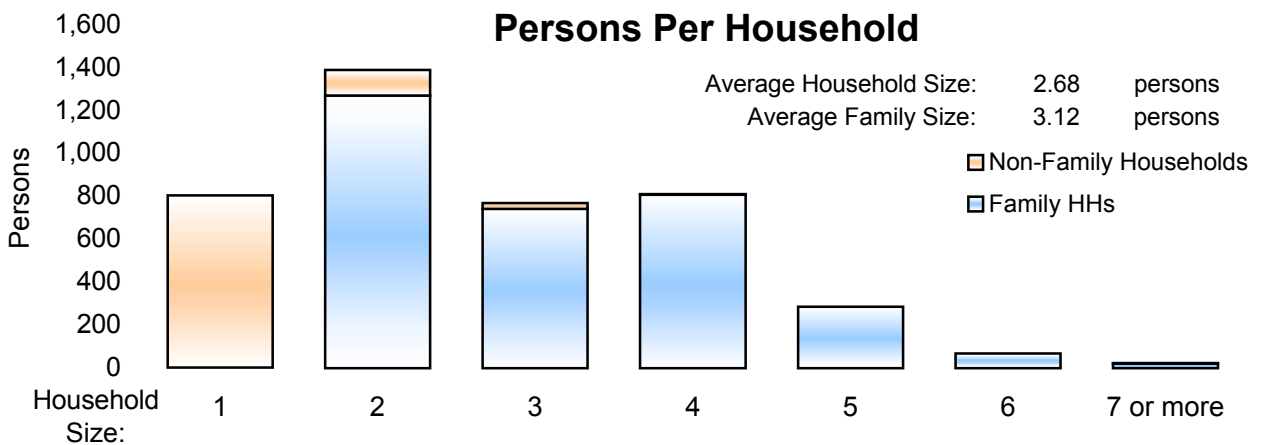
Where do people live?

	Population #	Population Pct.	Households #	Households Pct.
In Households	11,091	95.0%	4,138	100.0%
Family Households	9,934	85.1%	3,182	76.9%
Married Couple Family			2,783	67.3%
Male Householder, no wife present			106	2.6%
Female Householder, no husband present			293	7.1%



	Population		Households	
	#	Pct.	#	Pct.
Non-Family Households	1,157	9.9%	956	23.1%
Single Person Households (total)	803	6.9%	803	19.4%
Single Person Households Over 65 Years	276	2.4%	276	6.7%
Other Non Family Households (total)	354	3.0%	153	3.7%

Households with: Same-Sex Unmarried Partners	In Family or Non-Family Households	21	0.5%
Households with: Opposite-Sex Unmarried Partners	In Family or Non-Family Households	105	2.5%



	Population #	Population Pct.
In Group Quarters (Total)	588	5.0%
Institutional Population	561	4.8%
Noninstitutionalized Population	27	0.2%

2000 U.S. Census Data - Report 4b

Cluster: 71
Vicariate: Montgomery

FS#: 2415

Parish:

St. Philip Neri

Population

Where do Children - Under Age 18 - Live?

Total Children - Under Age 18 (in Parish Boundaries)

In Households

Householder or spouse is under 18

With Related:

Married-couple family

Male householder, no wife present

Female householder, no husband present

Grandparent householder

Other related householder

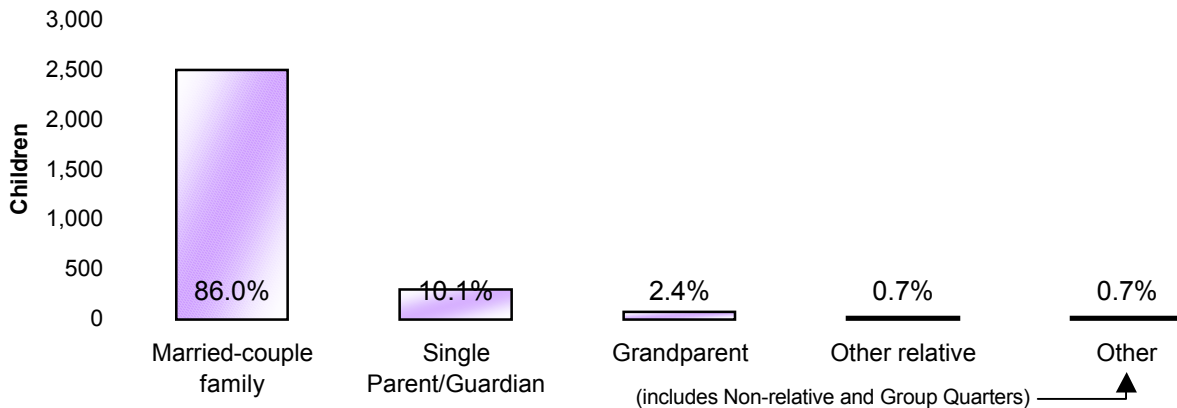
With Nonrelatives

In Group Quarters

Institutionalized population

Noninstitutionalized population

	#	Pct.
Total Children - Under Age 18 (in Parish Boundaries)	2,903	100.0%
In Households	2,903	100.0%
Householder or spouse is under 18	0	0.0%
With Related:		
Married-couple family	2,498	86.0%
Male householder, no wife present	81	2.8%
Female householder, no husband present	213	7.3%
Grandparent householder	71	2.4%
Other related householder	20	0.7%
With Nonrelatives	20	0.7%
In Group Quarters	0	0.0%
Institutionalized population	0	0.0%
Noninstitutionalized population	0	0.0%



Where do Adults - Age 65 and older - Live?

Total Adults - Age 65 and older (in Parish Boundaries)

In Households

Family Households:

Is Householder or Spouse

With Householder Child

With Other Relative householder

With Non-Related Householder

In Nonfamily households:

Male Living Alone

Female Living Alone

Other

In group quarters:

Institutionalized population

Noninstitutionalized population

	#	Pct.
Total Adults - Age 65 and older (in Parish Boundaries)	2,041	100.0%
In Households	1,479	72.5%
Family Households:		
Is Householder or Spouse	1,044	51.2%
With Householder Child	61	3.0%
With Other Relative householder	58	2.8%
With Non-Related Householder	6	0.3%
In Nonfamily households:		
Male Living Alone	65	3.2%
Female Living Alone	211	10.3%
Other	34	1.7%
In group quarters:	562	27.5%
Institutionalized population	555	27.2%
Noninstitutionalized population	7	0.3%

2000 U.S. Census Data - Report 4c

Cluster: 71
Vicariate: Montgomery

FS#: 2415

Parish:

St. Philip Neri

What do we know about Catholic Households?	Population		Households	
	#	Pct.	#	Pct.
Registered Catholic (Total)	5,215	100.0%	1,693	100.0%
Single Person Households	489	9.4%	489	28.9%
Religiously Mixed Households			223	13.2%
Contributing Households			800	47.3%

Household Charts:




Base: Total Registered Catholic Households

How many housing units are in the parish?

Housing Units

	#	Pct. of Total
Total Housing Units	4,217	100.0%
Occupied	4,138	98.1%
Owner-occupied	3,651	86.6%
Renter-occupied	487	11.5%
Vacant	79	1.9%



- Notes:
- (a) Sources: U.S. Census Bureau; 2000 Census of Population and Housing, Summary File 1; (August 2001), 2000 Annual Pastoral Report, completed by pastors for the Chancery Office.
 - (b) Data are calculated by assignment and aggregation of census block/tract to reported geography.
 - (c) Percentages may not total to 100% due to rounding.
 - (d) Average Household and Average Family Size computed as means.

2000 U.S. Census Reports 4a, 4b, and 4c

The U.S. Census Bureau collects data on the people of the United States every 10 years. The 2000 U.S. Census Reports are produced by the Office for Research and Planning of the Archdiocese of Philadelphia for use by pastors. A complete glossary of U.S. Census terminology may be found at: <http://www.census.gov/main/www/glossary.html>. Listed below are definitions to help you understand U.S. Census Reports 4a, 4b, and 4c.

Important Definitions from the U.S. Census:

The census reports two main kinds of housing: households and group quarters:

A **household** is a house, apartment, mobile home or trailer, or a single/group of rooms occupied as separate living quarters.

A **family** includes a householder (the person in whose name the home is owned or rented) and one or more people living in the same household who are related to the householder by birth, marriage, or adoption.

Non-family households are comprised of a householder living alone or with non-relatives only.

In most cases, the **householder** is the person (or one of the people) in whose name the home is owned or rented and/or is listed as Person 1 on the census questionnaire.

A household which contains **unmarried partners** (a householder and his or her partner who are not legally married or participating in a common law marriage) can be either a family or a non-family household. If related persons (e.g. children) live there also, this would be a family household.

Institutional Group Quarters contain people under the care or supervision of trained staff, and classified as "patients" or "inmates" in juvenile and correctional institutions, nursing homes and hospitals for chronically ill.

Non-Institutional Group Quarters contain people living in group quarters other than institutions including college dormitories, religious/other group homes, missions and shelters.

A **Housing Unit** is a house, apartment, mobile home or trailer, group of rooms, or a single room occupied as separate living quarters in which occupants live separately from other individuals in the building.

The following terms are used by the Chancery and the Research and Planning Office when collecting data in the Annual Pastoral Report:

A **Religiously Mixed Household** is a registered household in which at least one member is not Catholic.

A **Contributing Household** is a registered household that regularly uses Church envelopes or is a known financial contributor.