

2000 U.S. Census Data - Report 4a

Cluster: 72
 Vicariate: Montgomery
 Parish:

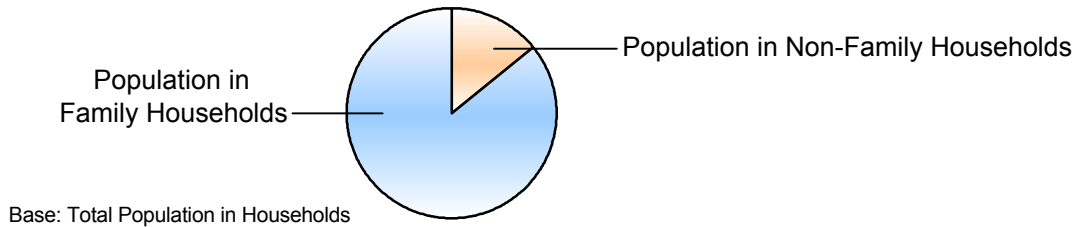
FS# : 2535

Epiphany of Our Lord

	Population		Households	
	#	Pct.	#	Pct.
Total (in Parish Boundaries)	13,489	100.0%	5,355	100.0%

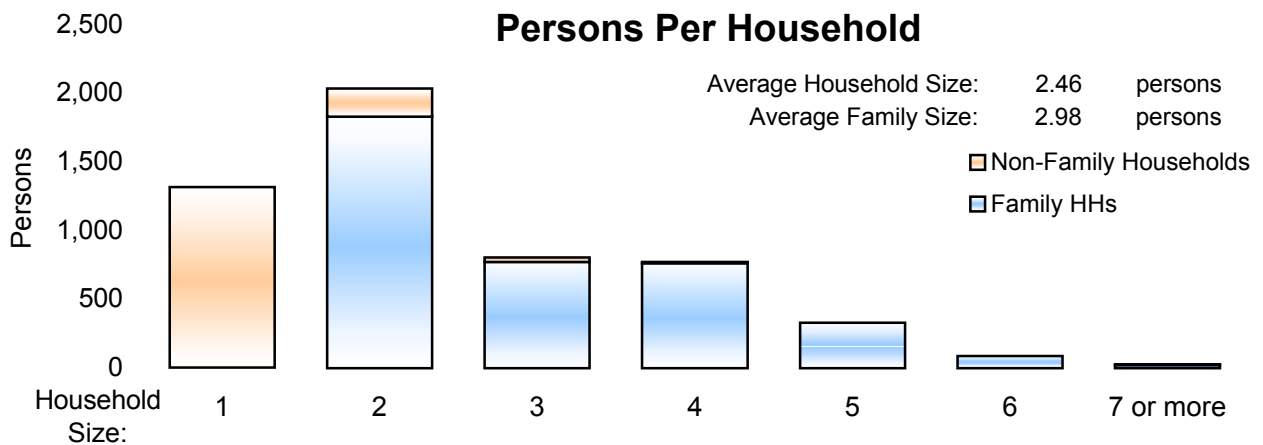
Where do people live?

	Population #	Population Pct.	Households #	Households Pct.
In Households	13,189	97.8%	5,355	100.0%
Family Households	11,311	83.9%	3,790	70.8%
Married Couple Family			3,335	62.3%
Male Householder, no wife present			112	2.1%
Female Householder, no husband present			343	6.4%



	Population		Households	
	#	Pct.	#	Pct.
Non-Family Households	1,878	13.9%	1,565	29.2%
Single Person Households (total)	1,316	9.8%	1,316	24.6%
Single Person Households Over 65 Years	610	4.5%	610	11.4%
Other Non Family Households (total)	562	4.2%	249	4.6%

Households with: Same-Sex Unmarried Partners	In Family or Non-Family Households	23	0.4%
Households with: Opposite-Sex Unmarried Partners	In Family or Non-Family Households	153	2.9%



	Population #	Population Pct.
In Group Quarters (Total)	300	2.2%
Institutional Population	193	1.4%
Noninstitutionalized Population	107	0.8%

2000 U.S. Census Data - Report 4b

Cluster: 72
Vicariate: Montgomery

FS#: 2535

Parish: **Epiphany of Our Lord**

Population

Where do Children - Under Age 18 - Live?

Total Children - Under Age 18 (in Parish Boundaries)

In Households

Householder or spouse is under 18
With Related:

Married-couple family

Male householder, no wife present

Female householder, no husband present

Grandparent householder

Other related householder

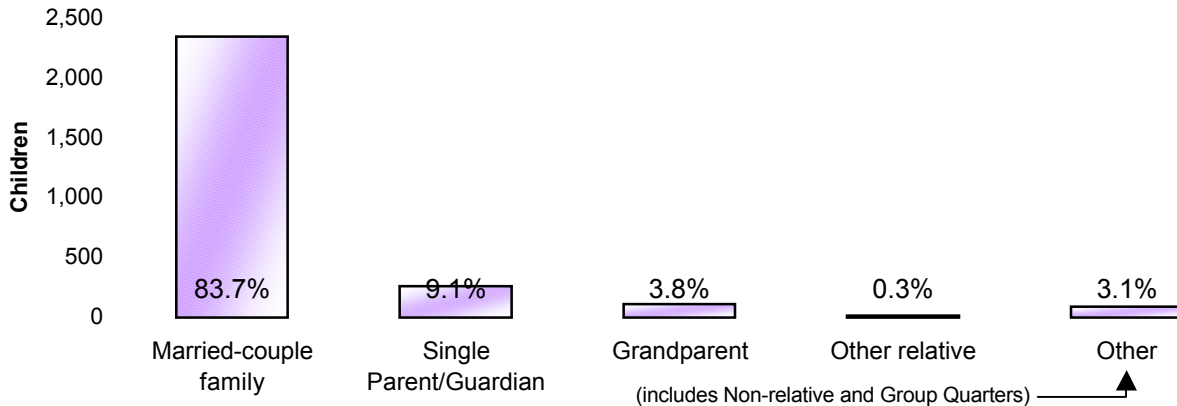
With Nonrelatives

In Group Quarters

Institutionalized population

Noninstitutionalized population

	#	Pct.
Total Children - Under Age 18 (in Parish Boundaries)	2,801	100.0%
In Households	2,734	97.6%
Householder or spouse is under 18	0	0.0%
With Related:		
Married-couple family	2,344	83.7%
Male householder, no wife present	53	1.9%
Female householder, no husband present	202	7.2%
Grandparent householder	106	3.8%
Other related householder	9	0.3%
With Nonrelatives	20	0.7%
In Group Quarters	67	2.4%
Institutionalized population	67	2.4%
Noninstitutionalized population	0	0.0%



Where do Adults - Age 65 and older - Live?

Total Adults - Age 65 and older (in Parish Boundaries)

In Households

Family Households:

Is Householder or Spouse

With Householder Child

With Other Relative householder

With Non-Related Householder

In Nonfamily households:

Male Living Alone

Female Living Alone

Other

In group quarters:

Institutionalized population

Noninstitutionalized population

	#	Pct.
Total Adults - Age 65 and older (in Parish Boundaries)	2,800	100.0%
In Households	2,632	94.0%
Family Households:		
Is Householder or Spouse	1,808	64.6%
With Householder Child	81	2.9%
With Other Relative householder	75	2.7%
With Non-Related Householder	1	0.0%
In Nonfamily households:		
Male Living Alone	150	5.4%
Female Living Alone	460	16.4%
Other	57	2.0%
In group quarters:	168	6.0%
Institutionalized population	98	3.5%
Noninstitutionalized population	70	2.5%

2000 U.S. Census Data - Report 4c

Cluster: 72
Vicariate: Montgomery

FS#: 2535

Parish:

Epiphany of Our Lord

What do we know about Catholic Households?	Population		Households	
	#	Pct.	#	Pct.
Registered Catholic (Total)	5,182	100.0%	1,732	100.0%
Single Person Households	236	4.6%	236	13.6%
Religiously Mixed Households			259	15.0%
Contributing Households			705	40.7%

Household Charts:



Base: Total Registered Catholic Households

How many housing units are in the parish?

Housing Units

	#	Pct. of Total
Total Housing Units	5,553	100.0%
Occupied	5,355	96.4%
Owner-occupied	4,082	73.5%
Renter-occupied	1,273	22.9%
Vacant	198	3.6%



- Notes:
- (a) Sources: U.S. Census Bureau; 2000 Census of Population and Housing, Summary File 1; (August 2001), 2000 Annual Pastoral Report, completed by pastors for the Chancery Office.
 - (b) Data are calculated by assignment and aggregation of census block/tract to reported geography.
 - (c) Percentages may not total to 100% due to rounding.
 - (d) Average Household and Average Family Size computed as means.

2000 U.S. Census Reports 4a, 4b, and 4c

The U.S. Census Bureau collects data on the people of the United States every 10 years. The 2000 U.S. Census Reports are produced by the Office for Research and Planning of the Archdiocese of Philadelphia for use by pastors. A complete glossary of U.S. Census terminology may be found at: <http://www.census.gov/main/www/glossary.html>. Listed below are definitions to help you understand U.S. Census Reports 4a, 4b, and 4c.

Important Definitions from the U.S. Census:

The census reports two main kinds of housing: households and group quarters:

A **household** is a house, apartment, mobile home or trailer, or a single/group of rooms occupied as separate living quarters.

A **family** includes a householder (the person in whose name the home is owned or rented) and one or more people living in the same household who are related to the householder by birth, marriage, or adoption.

Non-family households are comprised of a householder living alone or with non-relatives only.

In most cases, the **householder** is the person (or one of the people) in whose name the home is owned or rented and/or is listed as Person 1 on the census questionnaire.

A household which contains **unmarried partners** (a householder and his or her partner who are not legally married or participating in a common law marriage) can be either a family or a non-family household. If related persons (e.g. children) live there also, this would be a family household.

Institutional Group Quarters contain people under the care or supervision of trained staff, and classified as "patients" or "inmates" in juvenile and correctional institutions, nursing homes and hospitals for chronically ill.

Non-Institutional Group Quarters contain people living in group quarters other than institutions including college dormitories, religious/other group homes, missions and shelters.

A **Housing Unit** is a house, apartment, mobile home or trailer, group of rooms, or a single room occupied as separate living quarters in which occupants live separately from other individuals in the building.

The following terms are used by the Chancery and the Research and Planning Office when collecting data in the Annual Pastoral Report:

A **Religiously Mixed Household** is a registered household in which at least one member is not Catholic.

A **Contributing Household** is a registered household that regularly uses Church envelopes or is a known financial contributor.