

2000 U.S. Census Data - Report 4a

Cluster: 72
 Vicariate: Montgomery
 Parish:

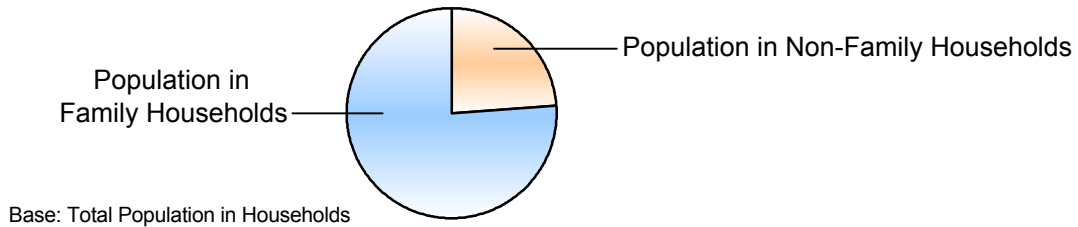
FS# : 2540

St. Francis of Assisi

	Population		Households	
	#	Pct.	#	Pct.
Total (in Parish Boundaries)	20,239	100.0%	8,349	100.0%

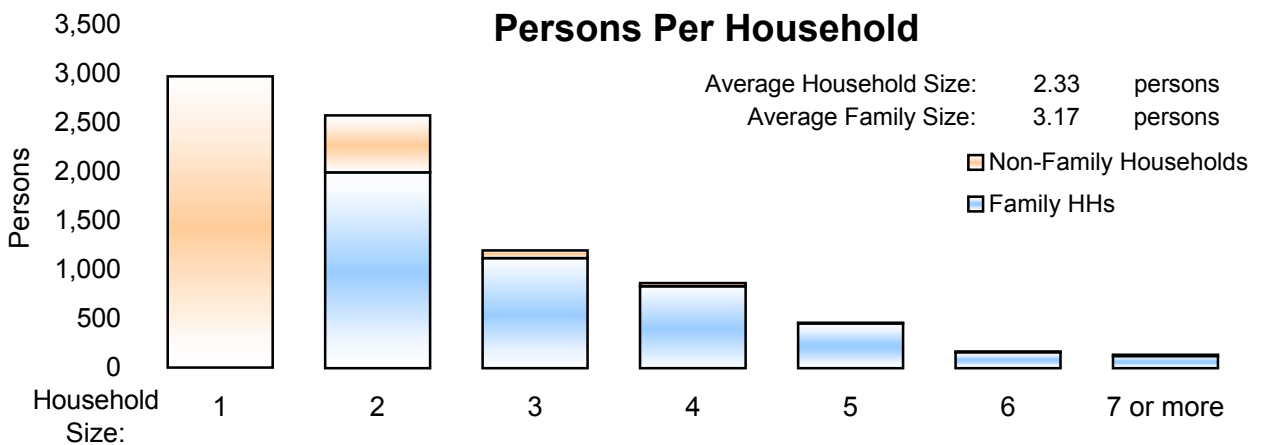
Where do people live?

	Population #	Population Pct.	Households #	Households Pct.
In Households	19,443	96.1%	8,349	100.0%
Family Households	14,782	73.0%	4,659	55.8%
Married Couple Family			3,114	37.3%
Male Householder, no wife present			368	4.4%
Female Householder, no husband present			1,177	14.1%



	Population		Households	
	#	Pct.	#	Pct.
Non-Family Households	4,661	23.0%	3,690	44.2%
Single Person Households (total)	2,970	14.7%	2,970	35.6%
Single Person Households Over 65 Years	901	4.5%	901	10.8%
Other Non Family Households (total)	1,691	8.4%	720	8.6%

Households with: Same-Sex Unmarried Partners	In Family or Non-Family Households	60	0.7%
Households with: Opposite-Sex Unmarried Partners	In Family or Non-Family Households	490	5.9%



	Population #	Population Pct.
In Group Quarters (Total)	796	3.9%
Institutional Population	731	3.6%
Noninstitutionalized Population	65	0.3%

2000 U.S. Census Data - Report 4b

Cluster: 72
Vicariate: Montgomery

FS#: 2540

Parish: **St. Francis of Assisi**

Population

Where do Children - Under Age 18 - Live?

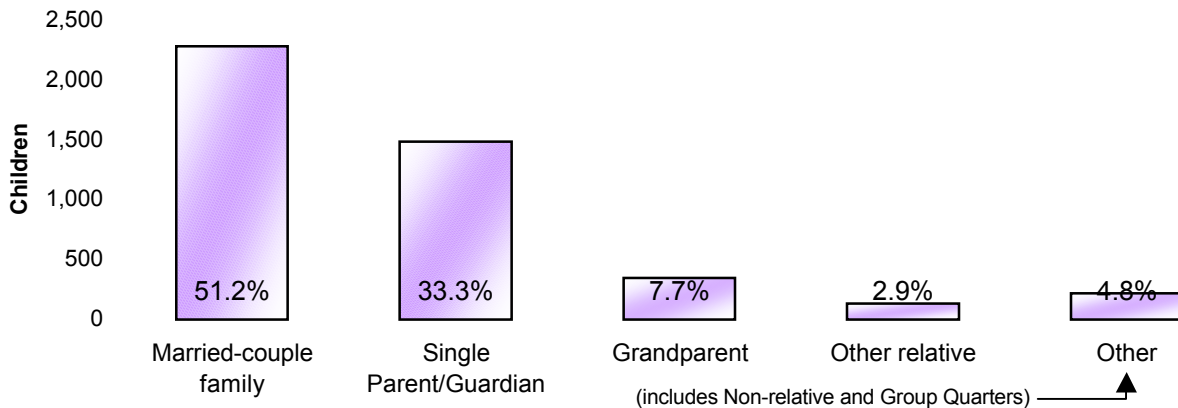
Total Children - Under Age 18 (in Parish Boundaries)

In Households

	#	Pct.
Total Children - Under Age 18 (in Parish Boundaries)	4,445	100.0%
<i>In Households</i>	4,343	97.7%
Householder or spouse is under 18	5	0.1%
With Related:		
Married-couple family	2,278	51.2%
Male householder, no wife present	297	6.7%
Female householder, no husband present	1,185	26.7%
Grandparent householder	342	7.7%
Other related householder	128	2.9%
With Nonrelatives	108	2.4%

In Group Quarters

<i>In Group Quarters</i>	102	2.3%
Institutionalized population	94	2.1%
Noninstitutionalized population	8	0.2%



Where do Adults - Age 65 and older - Live?

Total Adults - Age 65 and older (in Parish Boundaries)

In Households

	#	Pct.
Total Adults - Age 65 and older (in Parish Boundaries)	2,806	100.0%
<i>In Households</i>	2,728	97.2%
Family Households:		
Is Householder or Spouse	1,517	54.1%
With Householder Child	112	4.0%
With Other Relative householder	86	3.1%
With Non-Related Householder	16	0.6%
In Nonfamily households:		
Male Living Alone	200	7.1%
Female Living Alone	701	25.0%
Other	96	3.4%

In group quarters:

<i>In group quarters:</i>	78	2.8%
Institutionalized population	68	2.4%
Noninstitutionalized population	10	0.4%

2000 U.S. Census Data - Report 4c

Cluster: 72
Vicariate: Montgomery

FS#: 2540

Parish:

St. Francis of Assisi

What do we know about Catholic Households?	Population		Households	
	#	Pct.	#	Pct.
Registered Catholic (Total)	5,253	100.0%	2,107	100.0%
Single Person Households	1,227	23.4%	1,227	58.2%
Religiously Mixed Households			281	13.3%
Contributing Households			1,274	60.5%

Household Charts:

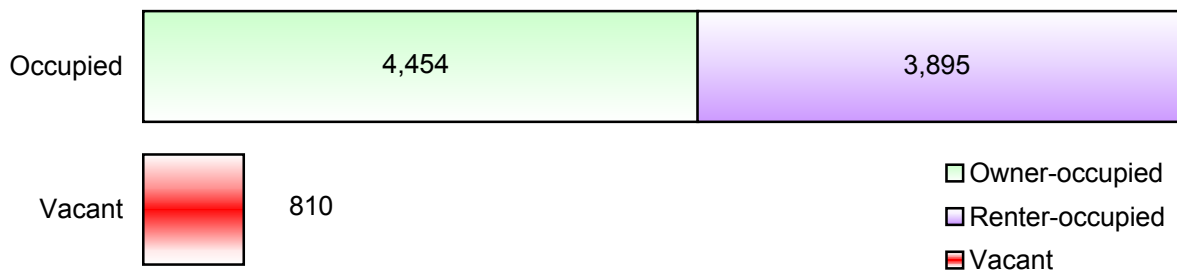


Base: Total Registered Catholic Households

How many housing units are in the parish?

Housing Units

	#	Pct. of Total
Total Housing Units	9,159	100.0%
Occupied	8,349	91.2%
Owner-occupied	4,454	48.6%
Renter-occupied	3,895	42.5%
Vacant	810	8.8%



- Notes:
- (a) Sources: U.S. Census Bureau; 2000 Census of Population and Housing, Summary File 1; (August 2001), 2000 Annual Pastoral Report, completed by pastors for the Chancery Office.
 - (b) Data are calculated by assignment and aggregation of census block/tract to reported geography.
 - (c) Percentages may not total to 100% due to rounding.
 - (d) Average Household and Average Family Size computed as means.

2000 U.S. Census Reports 4a, 4b, and 4c

The U.S. Census Bureau collects data on the people of the United States every 10 years. The 2000 U.S. Census Reports are produced by the Office for Research and Planning of the Archdiocese of Philadelphia for use by pastors. A complete glossary of U.S. Census terminology may be found at: <http://www.census.gov/main/www/glossary.html>. Listed below are definitions to help you understand U.S. Census Reports 4a, 4b, and 4c.

Important Definitions from the U.S. Census:

The census reports two main kinds of housing: households and group quarters:

A **household** is a house, apartment, mobile home or trailer, or a single/group of rooms occupied as separate living quarters.

A **family** includes a householder (the person in whose name the home is owned or rented) and one or more people living in the same household who are related to the householder by birth, marriage, or adoption.

Non-family households are comprised of a householder living alone or with non-relatives only.

In most cases, the **householder** is the person (or one of the people) in whose name the home is owned or rented and/or is listed as Person 1 on the census questionnaire.

A household which contains **unmarried partners** (a householder and his or her partner who are not legally married or participating in a common law marriage) can be either a family or a non-family household. If related persons (e.g. children) live there also, this would be a family household.

Institutional Group Quarters contain people under the care or supervision of trained staff, and classified as "patients" or "inmates" in juvenile and correctional institutions, nursing homes and hospitals for chronically ill.

Non-Institutional Group Quarters contain people living in group quarters other than institutions including college dormitories, religious/other group homes, missions and shelters.

A **Housing Unit** is a house, apartment, mobile home or trailer, group of rooms, or a single room occupied as separate living quarters in which occupants live separately from other individuals in the building.

The following terms are used by the Chancery and the Research and Planning Office when collecting data in the Annual Pastoral Report:

A **Religiously Mixed Household** is a registered household in which at least one member is not Catholic.

A **Contributing Household** is a registered household that regularly uses Church envelopes or is a known financial contributor.