

2000 U.S. Census Data - Report 4a

Cluster: 54
Vicariate: Chester

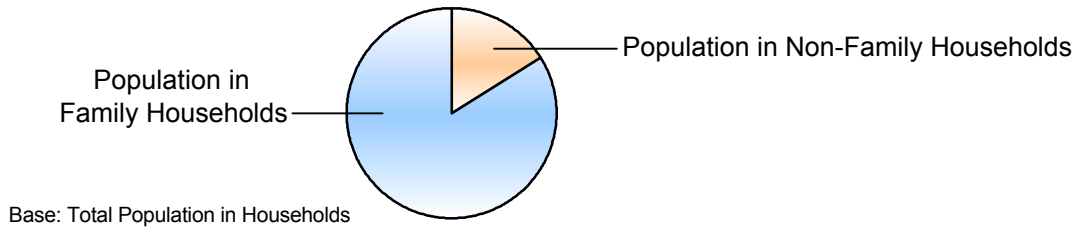
FS# : 2625

Parish: **St. Mary of the Assumption**

	Population		Households	
	#	Pct.	#	Pct.
Total (in Parish Boundaries)	9,489	100.0%	3,595	100.0%

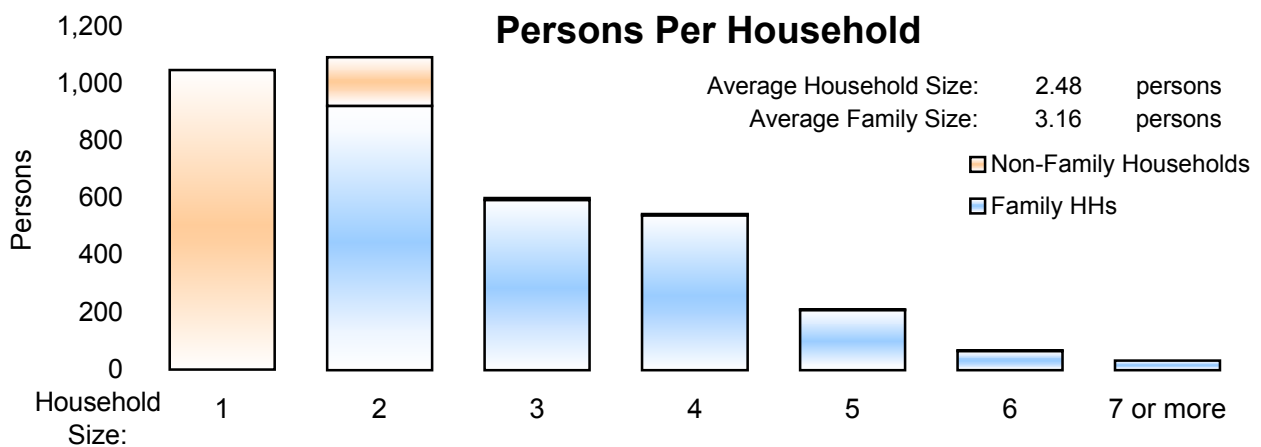
Where do people live?

	Population	Pct.	Households	Pct.
In Households	8,921	94.0%	3,595	100.0%
Family Households	7,472	78.7%	2,362	65.7%
Married Couple Family			1,841	51.2%
Male Householder, no wife present			148	4.1%
Female Householder, no husband present			373	10.4%



	Population		Households	
	#	Pct.	#	Pct.
Non-Family Households	1,449	15.3%	1,233	34.3%
Single Person Households (total)	1,047	11.0%	1,047	29.1%
Single Person Households Over 65 Years	327	3.4%	327	9.1%
Other Non Family Households (total)	402	4.2%	186	5.2%

Households with: Same-Sex Unmarried Partners	In Family or Non-Family Households	16	0.4%
Households with: Opposite-Sex Unmarried Partners	In Family or Non-Family Households	176	4.9%



	Population	Pct.
In Group Quarters (Total)	568	6.0%
Institutional Population	544	5.7%
Noninstitutionalized Population	24	0.3%

2000 U.S. Census Data - Report 4b

Cluster: 54
Vicariate: Chester

FS#: 2625

Parish: **St. Mary of the Assumption**

Population

Where do Children - Under Age 18 - Live?

Total Children - Under Age 18 (in Parish Boundaries)

In Households

Householder or spouse is under 18
With Related:

Married-couple family

Male householder, no wife present

Female householder, no husband present

Grandparent householder

Other related householder

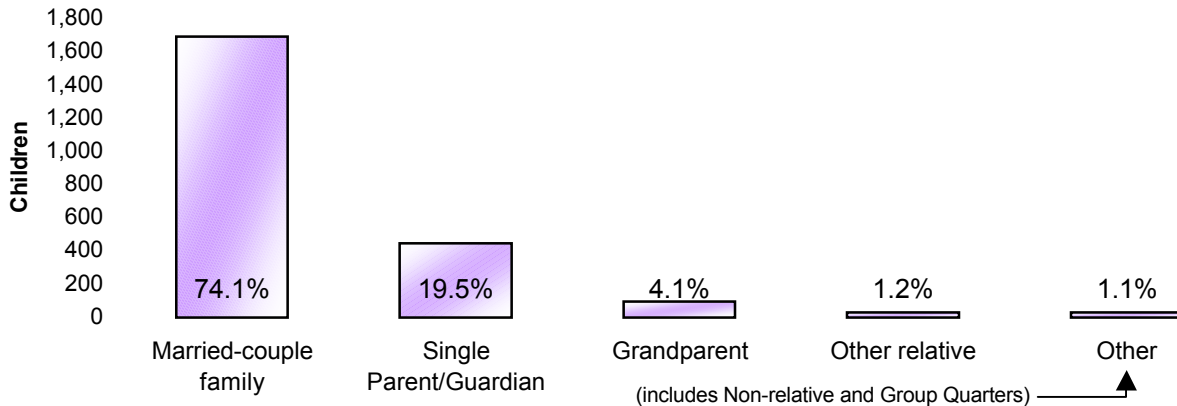
With Nonrelatives

In Group Quarters

Institutionalized population

Noninstitutionalized population

	#	Pct.
Total Children - Under Age 18 (in Parish Boundaries)	2,278	100.0%
In Households	2,273	99.8%
Householder or spouse is under 18	0	0.0%
With Related:		
Married-couple family	1,687	74.1%
Male householder, no wife present	130	5.7%
Female householder, no husband present	315	13.8%
Grandparent householder	93	4.1%
Other related householder	27	1.2%
With Nonrelatives	21	0.9%
In Group Quarters	5	0.2%
Institutionalized population	0	0.0%
Noninstitutionalized population	5	0.2%



Where do Adults - Age 65 and older - Live?

Total Adults - Age 65 and older (in Parish Boundaries)

In Households

Family Households:

Is Householder or Spouse

With Householder Child

With Other Relative householder

With Non-Related Householder

In Nonfamily households:

Male Living Alone

Female Living Alone

Other

In group quarters:

Institutionalized population

Noninstitutionalized population

	#	Pct.
Total Adults - Age 65 and older (in Parish Boundaries)	1,475	100.0%
In Households	975	66.1%
Family Households:		
Is Householder or Spouse	530	35.9%
With Householder Child	51	3.5%
With Other Relative householder	51	3.5%
With Non-Related Householder	2	0.1%
In Nonfamily households:		
Male Living Alone	92	6.2%
Female Living Alone	235	15.9%
Other	14	0.9%
In group quarters:	500	33.9%
Institutionalized population	496	33.6%
Noninstitutionalized population	4	0.3%

2000 U.S. Census Data - Report 4c

Cluster: 54
Vicariate: Chester

FS#: 2625

Parish:

St. Mary of the Assumption

What do we know about Catholic Households?	Population		Households	
	#	Pct.	#	Pct.
Registered Catholic (Total)	1,301	100.0%	467	100.0%
Single Person Households	132	10.1%	132	28.3%
Religiously Mixed Households			81	17.3%
Contributing Households			325	69.6%

Household Charts:




Base: Total Registered Catholic Households

How many housing units are in the parish?

Housing Units

	#	Pct. of Total
Total Housing Units	3,767	100.0%
Occupied	3,595	95.4%
Owner-occupied	2,708	71.9%
Renter-occupied	887	23.5%
Vacant	172	4.6%



- Notes:
- (a) Sources: U.S. Census Bureau; 2000 Census of Population and Housing, Summary File 1; (August 2001), 2000 Annual Pastoral Report, completed by pastors for the Chancery Office.
 - (b) Data are calculated by assignment and aggregation of census block/tract to reported geography.
 - (c) Percentages may not total to 100% due to rounding.
 - (d) Average Household and Average Family Size computed as means.

2000 U.S. Census Reports 4a, 4b, and 4c

The U.S. Census Bureau collects data on the people of the United States every 10 years. The 2000 U.S. Census Reports are produced by the Office for Research and Planning of the Archdiocese of Philadelphia for use by pastors. A complete glossary of U.S. Census terminology may be found at: <http://www.census.gov/main/www/glossary.html>. Listed below are definitions to help you understand U.S. Census Reports 4a, 4b, and 4c.

Important Definitions from the U.S. Census:

The census reports two main kinds of housing: households and group quarters:

A **household** is a house, apartment, mobile home or trailer, or a single/group of rooms occupied as separate living quarters.

A **family** includes a householder (the person in whose name the home is owned or rented) and one or more people living in the same household who are related to the householder by birth, marriage, or adoption.

Non-family households are comprised of a householder living alone or with non-relatives only.

In most cases, the **householder** is the person (or one of the people) in whose name the home is owned or rented and/or is listed as Person 1 on the census questionnaire.

A household which contains **unmarried partners** (a householder and his or her partner who are not legally married or participating in a common law marriage) can be either a family or a non-family household. If related persons (e.g. children) live there also, this would be a family household.

Institutional Group Quarters contain people under the care or supervision of trained staff, and classified as "patients" or "inmates" in juvenile and correctional institutions, nursing homes and hospitals for chronically ill.

Non-Institutional Group Quarters contain people living in group quarters other than institutions including college dormitories, religious/other group homes, missions and shelters.

A **Housing Unit** is a house, apartment, mobile home or trailer, group of rooms, or a single room occupied as separate living quarters in which occupants live separately from other individuals in the building.

The following terms are used by the Chancery and the Research and Planning Office when collecting data in the Annual Pastoral Report:

A **Religiously Mixed Household** is a registered household in which at least one member is not Catholic.

A **Contributing Household** is a registered household that regularly uses Church envelopes or is a known financial contributor.