

2000 U.S. Census Data - Report 4a

Cluster: 65
Vicariate: Delaware

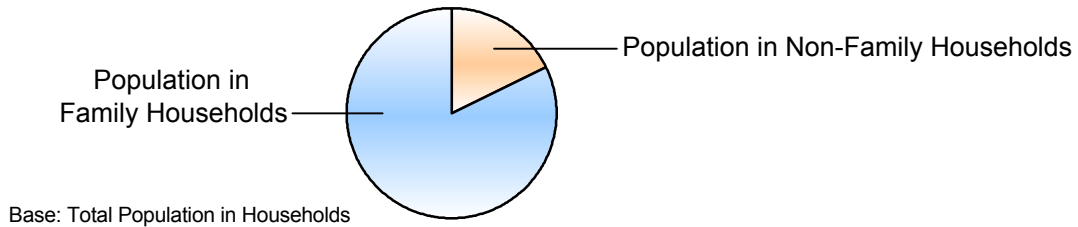
FS# : 2670

Parish: **St. Madeline**

	Population		Households	
	#	Pct.	#	Pct.
Total (in Parish Boundaries)	12,981	100.0%	5,326	100.0%

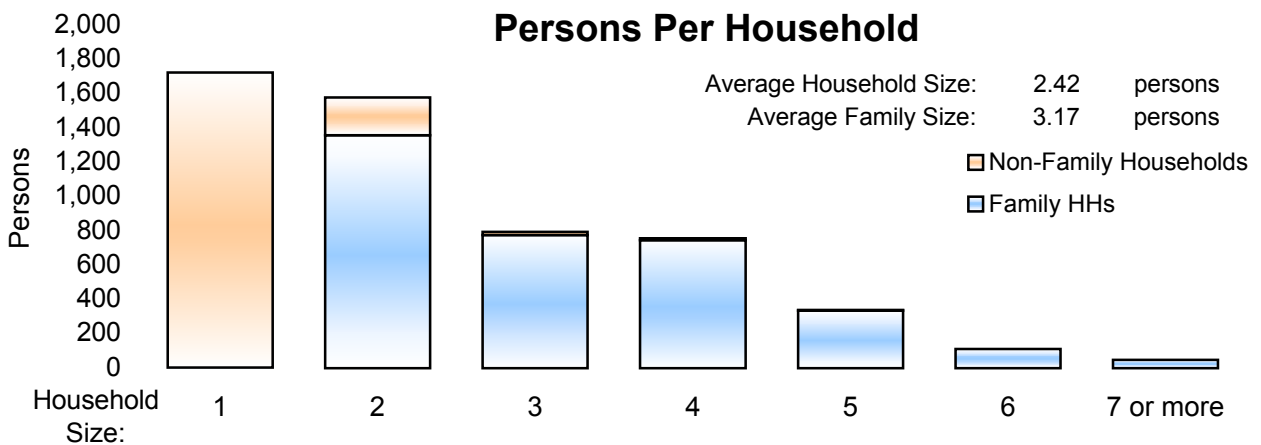
Where do people live?

	Population #	Population Pct.	Households #	Households Pct.
In Households	12,910	99.5%	5,326	100.0%
Family Households	10,631	81.9%	3,352	62.9%
Married Couple Family			2,582	48.5%
Male Householder, no wife present			199	3.7%
Female Householder, no husband present			571	10.7%



	Population #	Population Pct.	Households #	Households Pct.
Non-Family Households	2,279	17.6%	1,974	37.1%
Single Person Households (total)	1,720	13.3%	1,720	32.3%
Single Person Households Over 65 Years	651	5.0%	651	12.2%
Other Non Family Households (total)	559	4.3%	254	4.8%

Households with: Same-Sex Unmarried Partners	In Family or Non-Family Households	20	0.4%
Households with: Opposite-Sex Unmarried Partners	In Family or Non-Family Households	214	4.0%



	Population #	Population Pct.
In Group Quarters (Total)	71	0.5%
Institutional Population	60	0.5%
Noninstitutionalized Population	11	0.1%

2000 U.S. Census Data - Report 4b

Cluster: 65
Vicariate: Delaware

FS#: 2670

Parish: **St. Madeline**

Population

Where do Children - Under Age 18 - Live?

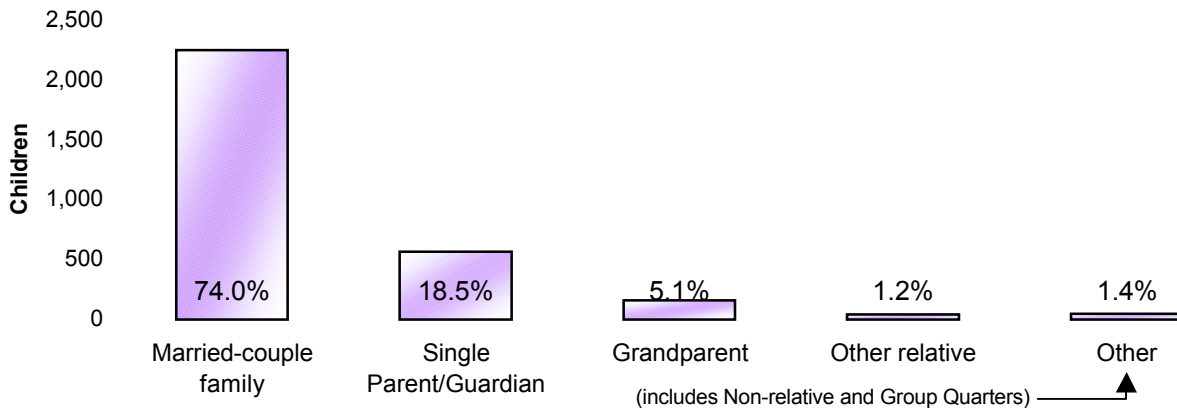
Total Children - Under Age 18 (in Parish Boundaries)

In Households

	#	Pct.
Total Children - Under Age 18 (in Parish Boundaries)	3,037	100.0%
<i>In Households</i>	3,037	100.0%
Householder or spouse is under 18	2	0.1%
With Related:		
Married-couple family	2,246	74.0%
Male householder, no wife present	136	4.5%
Female householder, no husband present	425	14.0%
Grandparent householder	154	5.1%
Other related householder	35	1.2%
With Nonrelatives	39	1.3%

In Group Quarters

Institutionalized population	0	0.0%
Noninstitutionalized population	0	0.0%



Where do Adults - Age 65 and older - Live?

Total Adults - Age 65 and older (in Parish Boundaries)

In Households

	#	Pct.
Total Adults - Age 65 and older (in Parish Boundaries)	2,150	100.0%
<i>In Households</i>	2,089	97.2%
Family Households:		
Is Householder or Spouse	1,251	58.2%
With Householder Child	88	4.1%
With Other Relative householder	57	2.7%
With Non-Related Householder	5	0.2%
In Nonfamily households:		
Male Living Alone	148	6.9%
Female Living Alone	503	23.4%
Other	37	1.7%

In group quarters:

Institutionalized population	61	2.8%
Noninstitutionalized population	1	0.0%

2000 U.S. Census Data - Report 4c

Cluster: 65
Vicariate: Delaware

FS#: 2670

Parish: **St. Madeline**

What do we know about Catholic Households?	Population		Households	
	#	Pct.	#	Pct.
Registered Catholic (Total)	8,000	100.0%	2,366	100.0%
Single Person Households	542	6.8%	542	22.9%
Religiously Mixed Households			99	4.2%
Contributing Households			1,511	63.9%

Household Charts:




Base: Total Registered Catholic Households

How many housing units are in the parish?

Housing Units

	#	Pct. of Total
Total Housing Units	5,557	100.0%
Occupied	5,326	95.8%
Owner-occupied	3,558	64.0%
Renter-occupied	1,768	31.8%
Vacant	231	4.2%



- Notes:**
- (a) Sources: U.S. Census Bureau; 2000 Census of Population and Housing, Summary File 1; (August 2001), 2000 Annual Pastoral Report, completed by pastors for the Chancery Office.
 - (b) Data are calculated by assignment and aggregation of census block/tract to reported geography.
 - (c) Percentages may not total to 100% due to rounding.
 - (d) Average Household and Average Family Size computed as means.

2000 U.S. Census Reports 4a, 4b, and 4c

The U.S. Census Bureau collects data on the people of the United States every 10 years. The 2000 U.S. Census Reports are produced by the Office for Research and Planning of the Archdiocese of Philadelphia for use by pastors. A complete glossary of U.S. Census terminology may be found at: <http://www.census.gov/main/www/glossary.html>. Listed below are definitions to help you understand U.S. Census Reports 4a, 4b, and 4c.

Important Definitions from the U.S. Census:

The census reports two main kinds of housing: households and group quarters:

A **household** is a house, apartment, mobile home or trailer, or a single/group of rooms occupied as separate living quarters.

A **family** includes a householder (the person in whose name the home is owned or rented) and one or more people living in the same household who are related to the householder by birth, marriage, or adoption.

Non-family households are comprised of a householder living alone or with non-relatives only.

In most cases, the **householder** is the person (or one of the people) in whose name the home is owned or rented and/or is listed as Person 1 on the census questionnaire.

A household which contains **unmarried partners** (a householder and his or her partner who are not legally married or participating in a common law marriage) can be either a family or a non-family household. If related persons (e.g. children) live there also, this would be a family household.

Institutional Group Quarters contain people under the care or supervision of trained staff, and classified as "patients" or "inmates" in juvenile and correctional institutions, nursing homes and hospitals for chronically ill.

Non-Institutional Group Quarters contain people living in group quarters other than institutions including college dormitories, religious/other group homes, missions and shelters.

A **Housing Unit** is a house, apartment, mobile home or trailer, group of rooms, or a single room occupied as separate living quarters in which occupants live separately from other individuals in the building.

The following terms are used by the Chancery and the Research and Planning Office when collecting data in the Annual Pastoral Report:

A **Religiously Mixed Household** is a registered household in which at least one member is not Catholic.

A **Contributing Household** is a registered household that regularly uses Church envelopes or is a known financial contributor.