

2000 U.S. Census Data - Report 4a

Cluster: 72
 Vicariate: Montgomery
 Parish:

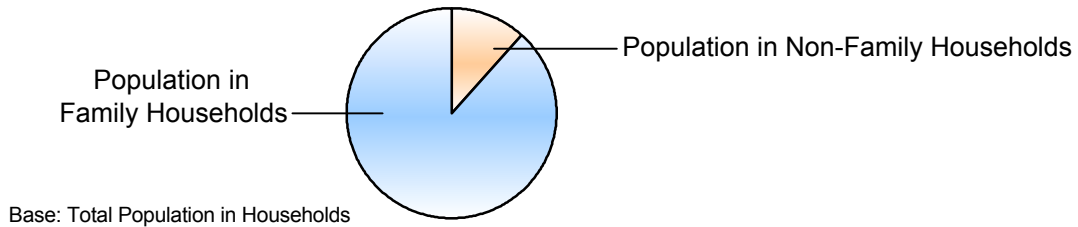
FS# : 2760

Visitation B.V.M.

	Population		Households	
	#	Pct.	#	Pct.
Total (in Parish Boundaries)	26,966	100.0%	9,270	100.0%

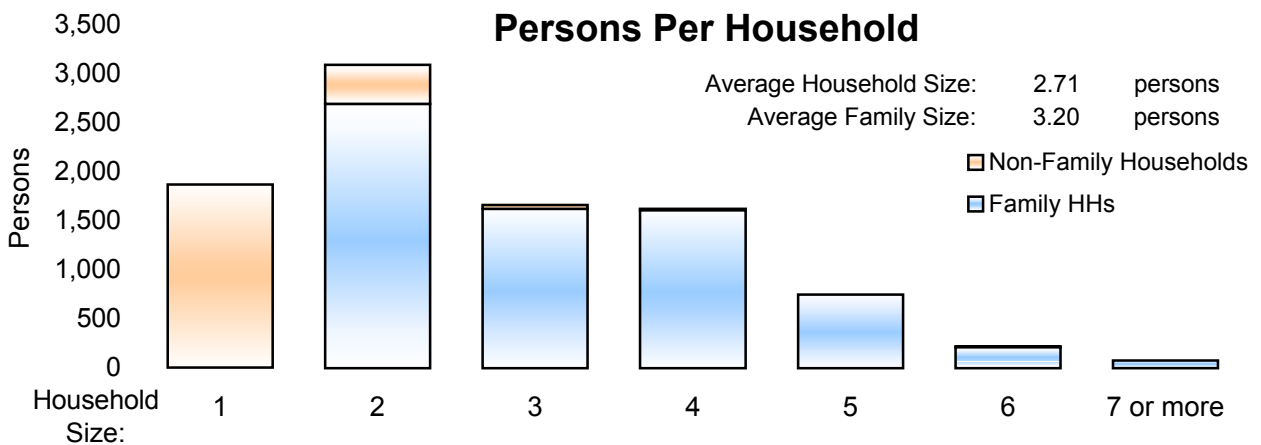
Where do people live?

	Population #	Population Pct.	Households #	Households Pct.
In Households	25,080	93.0%	9,270	100.0%
Family Households	22,180	82.3%	6,939	74.9%
Married Couple Family			5,960	64.3%
Male Householder, no wife present			300	3.2%
Female Householder, no husband present			679	7.3%



	Population		Households	
	#	Pct.	#	Pct.
Non-Family Households	2,900	10.8%	2,331	25.1%
Single Person Households (total)	1,869	6.9%	1,869	20.2%
Single Person Households Over 65 Years	579	2.1%	579	6.2%
Other Non Family Households (total)	1,031	3.8%	462	5.0%

Households with: Same-Sex Unmarried Partners	In Family or Non-Family Households	47	0.5%
Households with: Opposite-Sex Unmarried Partners	In Family or Non-Family Households	370	4.0%



	Population #	Population Pct.
In Group Quarters (Total)	1,886	7.0%
Institutional Population	1,870	6.9%
Noninstitutionalized Population	16	0.1%

2000 U.S. Census Data - Report 4b

Cluster: 72
Vicariate: Montgomery

FS#: 2760

Parish: **Visitation B.V.M.**

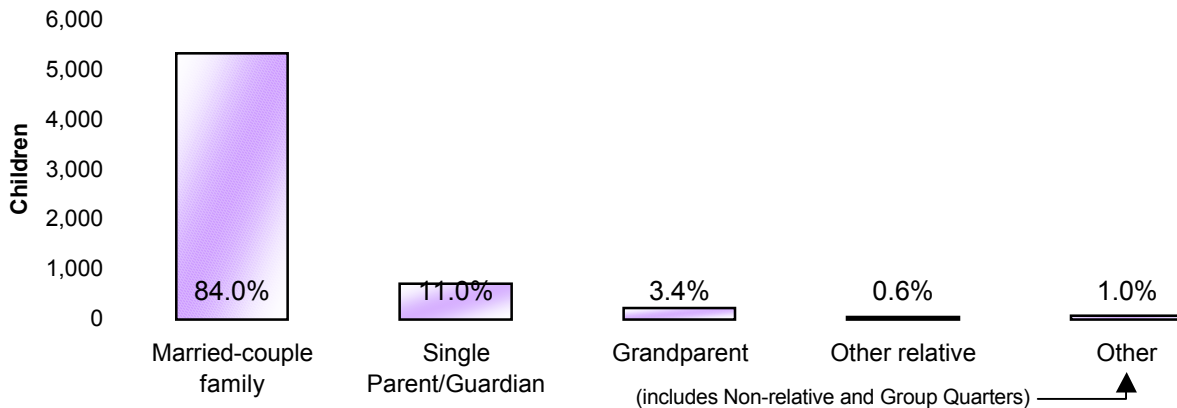
Population

Where do Children - Under Age 18 - Live?

Total Children - Under Age 18 (in Parish Boundaries)

In Households

	#	Pct.
Total Children - Under Age 18 (in Parish Boundaries)	6,354	100.0%
In Households	6,337	99.7%
Householder or spouse is under 18	2	0.0%
With Related:		
Married-couple family	5,338	84.0%
Male householder, no wife present	218	3.4%
Female householder, no husband present	484	7.6%
Grandparent householder	216	3.4%
Other related householder	35	0.6%
With Nonrelatives	44	0.7%
In Group Quarters	17	0.3%
Institutionalized population	17	0.3%
Noninstitutionalized population	0	0.0%



Where do Adults - Age 65 and older - Live?

Total Adults - Age 65 and older (in Parish Boundaries)

In Households

	#	Pct.
Total Adults - Age 65 and older (in Parish Boundaries)	3,046	100.0%
In Households	2,888	94.8%
Family Households:		
Is Householder or Spouse	1,929	63.3%
With Householder Child	180	5.9%
With Other Relative householder	145	4.8%
With Non-Related Householder	7	0.2%
In Nonfamily households:		
Male Living Alone	157	5.2%
Female Living Alone	422	13.9%
Other	48	1.6%
In group quarters:	158	5.2%
Institutionalized population	157	5.2%
Noninstitutionalized population	1	0.0%

2000 U.S. Census Data - Report 4c

Cluster: 72
Vicariate: Montgomery

FS#: 2760

Parish:

Visitation B.V.M.

What do we know about Catholic Households?	Population		Households	
	#	Pct.	#	Pct.
Registered Catholic (Total)	11,277	100.0%	3,592	100.0%
Single Person Households	818	7.3%	818	22.8%
Religiously Mixed Households			523	14.6%
Contributing Households			2,049	57.0%

Household Charts:




Base: Total Registered Catholic Households

How many housing units are in the parish?

Housing Units

	#	Pct. of Total
Total Housing Units	9,524	100.0%
Occupied	9,270	97.3%
Owner-occupied	7,771	81.6%
Renter-occupied	1,499	15.7%
Vacant	254	2.7%



- Notes:
- (a) Sources: U.S. Census Bureau; 2000 Census of Population and Housing, Summary File 1; (August 2001), 2000 Annual Pastoral Report, completed by pastors for the Chancery Office.
 - (b) Data are calculated by assignment and aggregation of census block/tract to reported geography.
 - (c) Percentages may not total to 100% due to rounding.
 - (d) Average Household and Average Family Size computed as means.

2000 U.S. Census Reports 4a, 4b, and 4c

The U.S. Census Bureau collects data on the people of the United States every 10 years. The 2000 U.S. Census Reports are produced by the Office for Research and Planning of the Archdiocese of Philadelphia for use by pastors. A complete glossary of U.S. Census terminology may be found at: <http://www.census.gov/main/www/glossary.html>. Listed below are definitions to help you understand U.S. Census Reports 4a, 4b, and 4c.

Important Definitions from the U.S. Census:

The census reports two main kinds of housing: households and group quarters:

A **household** is a house, apartment, mobile home or trailer, or a single/group of rooms occupied as separate living quarters.

A **family** includes a householder (the person in whose name the home is owned or rented) and one or more people living in the same household who are related to the householder by birth, marriage, or adoption.

Non-family households are comprised of a householder living alone or with non-relatives only.

In most cases, the **householder** is the person (or one of the people) in whose name the home is owned or rented and/or is listed as Person 1 on the census questionnaire.

A household which contains **unmarried partners** (a householder and his or her partner who are not legally married or participating in a common law marriage) can be either a family or a non-family household. If related persons (e.g. children) live there also, this would be a family household.

Institutional Group Quarters contain people under the care or supervision of trained staff, and classified as "patients" or "inmates" in juvenile and correctional institutions, nursing homes and hospitals for chronically ill.

Non-Institutional Group Quarters contain people living in group quarters other than institutions including college dormitories, religious/other group homes, missions and shelters.

A **Housing Unit** is a house, apartment, mobile home or trailer, group of rooms, or a single room occupied as separate living quarters in which occupants live separately from other individuals in the building.

The following terms are used by the Chancery and the Research and Planning Office when collecting data in the Annual Pastoral Report:

A **Religiously Mixed Household** is a registered household in which at least one member is not Catholic.

A **Contributing Household** is a registered household that regularly uses Church envelopes or is a known financial contributor.