

2000 U.S. Census Data - Report 4a

Cluster: 72
 Vicariate: Montgomery
 Parish:

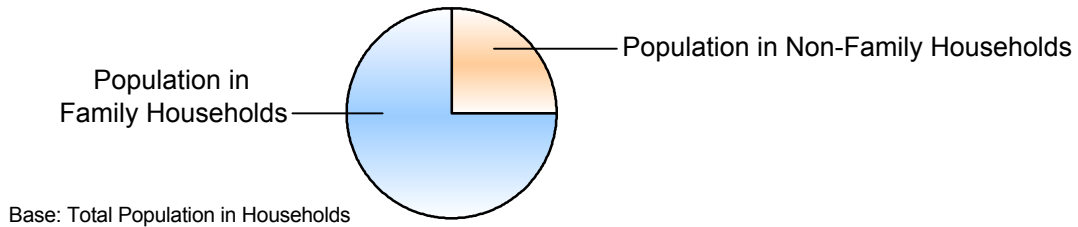
FS# : 2775

St. Teresa of Avila

	Population		Households	
	#	Pct.	#	Pct.
Total (in Parish Boundaries)	9,191	100.0%	4,168	100.0%

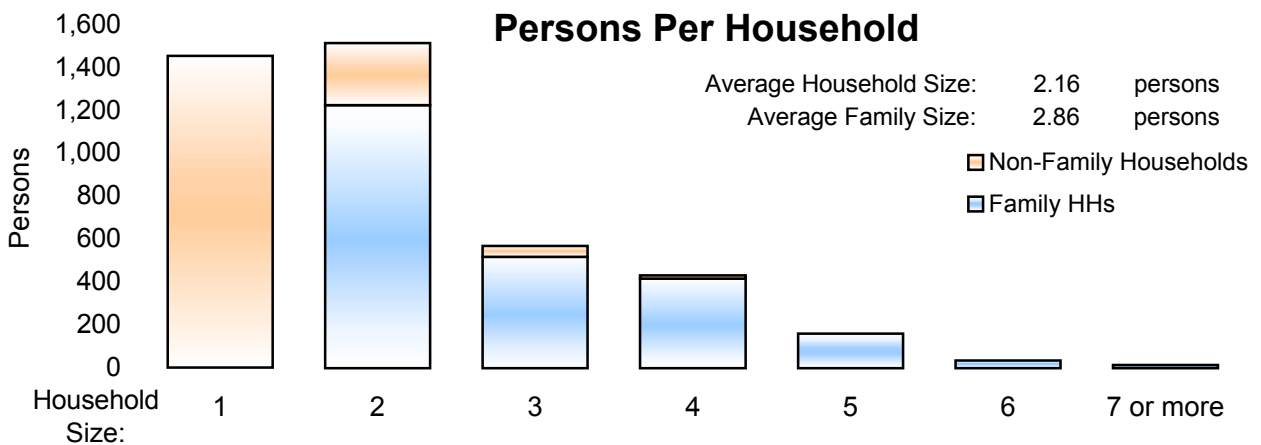
Where do people live?

	Population	Households
	#	Pct.
In Households	8,984	97.7%
Family Households	6,740	73.3%
Married Couple Family		2,000 48.0%
Male Householder, no wife present		96 2.3%
Female Householder, no husband present		264 6.3%



	Population		Households	
	#	Pct.	#	Pct.
Non-Family Households	2,244	24.4%	1,808	43.4%
Single Person Households (total)	1,453	15.8%	1,453	34.9%
Single Person Households Over 65 Years	385	4.2%	385	9.2%
Other Non Family Households (total)	791	8.6%	355	8.5%

Households with: Same-Sex Unmarried Partners	In Family or Non-Family Households	18	0.4%
Households with: Opposite-Sex Unmarried Partners		173	4.2%



	Population
	# Pct.
In Group Quarters (Total)	207 2.3%
Institutional Population	196 2.1%
Noninstitutionalized Population	11 0.1%

2000 U.S. Census Data - Report 4b

Cluster: 72
Vicariate: Montgomery

FS#: 2775

Parish: **St. Teresa of Avila**

Population

Where do Children - Under Age 18 - Live?

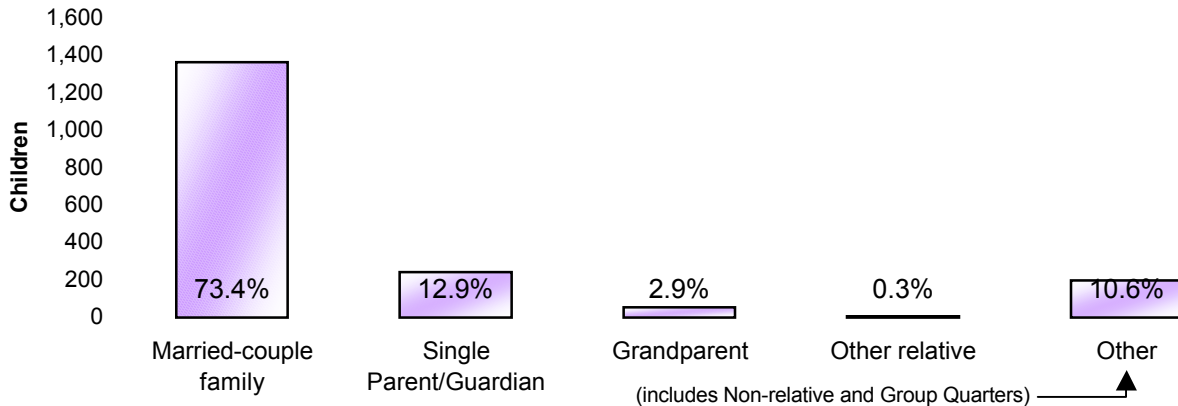
Total Children - Under Age 18 (in Parish Boundaries)

In Households

	#	Pct.
Total Children - Under Age 18 (in Parish Boundaries)	1,858	100.0%
In Households	1,675	90.2%
Householder or spouse is under 18	0	0.0%
With Related:		
Married-couple family	1,364	73.4%
Male householder, no wife present	45	2.4%
Female householder, no husband present	194	10.4%
Grandparent householder	53	2.9%
Other related householder	5	0.3%
With Nonrelatives	14	0.8%

In Group Quarters

In Group Quarters	183	9.8%
Institutionalized population	183	9.8%
Noninstitutionalized population	0	0.0%



Where do Adults - Age 65 and older - Live?

Total Adults - Age 65 and older (in Parish Boundaries)

In Households

	#	Pct.
Total Adults - Age 65 and older (in Parish Boundaries)	1,438	100.0%
In Households	1,433	99.7%
Family Households:		
Is Householder or Spouse	930	64.7%
With Householder Child	49	3.4%
With Other Relative householder	32	2.2%
With Non-Related Householder	1	0.1%
In Nonfamily households:		
Male Living Alone	102	7.1%
Female Living Alone	283	19.7%
Other	36	2.5%

In group quarters:

In group quarters:	5	0.3%
Institutionalized population	0	0.0%
Noninstitutionalized population	5	0.3%

2000 U.S. Census Data - Report 4c

Cluster: 72
Vicariate: Montgomery

FS#: 2775

Parish:

St. Teresa of Avila

What do we know about Catholic Households?	Population		Households	
	#	Pct.	#	Pct.
Registered Catholic (Total)	4,051	100.0%	1,238	100.0%
Single Person Households	227	5.6%	227	18.3%
Religiously Mixed Households			117	9.5%
Contributing Households			972	78.5%

Household Charts:




Base: Total Registered Catholic Households

How many housing units are in the parish?

Housing Units

	#	Pct. of Total
Total Housing Units	4,423	100.0%
Occupied	4,168	94.2%
Owner-occupied	2,547	57.6%
Renter-occupied	1,621	36.6%
Vacant	255	5.8%



- Notes:
- (a) Sources: U.S. Census Bureau; 2000 Census of Population and Housing, Summary File 1; (August 2001), 2000 Annual Pastoral Report, completed by pastors for the Chancery Office.
 - (b) Data are calculated by assignment and aggregation of census block/tract to reported geography.
 - (c) Percentages may not total to 100% due to rounding.
 - (d) Average Household and Average Family Size computed as means.

2000 U.S. Census Reports 4a, 4b, and 4c

The U.S. Census Bureau collects data on the people of the United States every 10 years. The 2000 U.S. Census Reports are produced by the Office for Research and Planning of the Archdiocese of Philadelphia for use by pastors. A complete glossary of U.S. Census terminology may be found at: <http://www.census.gov/main/www/glossary.html>. Listed below are definitions to help you understand U.S. Census Reports 4a, 4b, and 4c.

Important Definitions from the U.S. Census:

The census reports two main kinds of housing: households and group quarters:

A **household** is a house, apartment, mobile home or trailer, or a single/group of rooms occupied as separate living quarters.

A **family** includes a householder (the person in whose name the home is owned or rented) and one or more people living in the same household who are related to the householder by birth, marriage, or adoption.

Non-family households are comprised of a householder living alone or with non-relatives only.

In most cases, the **householder** is the person (or one of the people) in whose name the home is owned or rented and/or is listed as Person 1 on the census questionnaire.

A household which contains **unmarried partners** (a householder and his or her partner who are not legally married or participating in a common law marriage) can be either a family or a non-family household. If related persons (e.g. children) live there also, this would be a family household.

Institutional Group Quarters contain people under the care or supervision of trained staff, and classified as "patients" or "inmates" in juvenile and correctional institutions, nursing homes and hospitals for chronically ill.

Non-Institutional Group Quarters contain people living in group quarters other than institutions including college dormitories, religious/other group homes, missions and shelters.

A **Housing Unit** is a house, apartment, mobile home or trailer, group of rooms, or a single room occupied as separate living quarters in which occupants live separately from other individuals in the building.

The following terms are used by the Chancery and the Research and Planning Office when collecting data in the Annual Pastoral Report:

A **Religiously Mixed Household** is a registered household in which at least one member is not Catholic.

A **Contributing Household** is a registered household that regularly uses Church envelopes or is a known financial contributor.