

2000 U.S. Census Data - Report 8

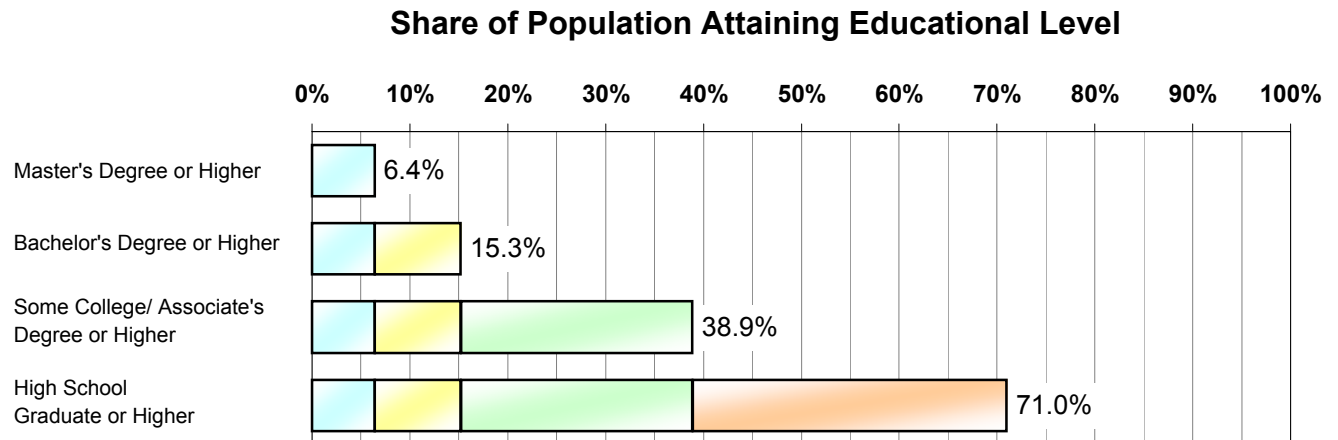
Education and Disabilities

Vicariate: Philadelphia - South Vicariate

Cluster:

Cluster 21






How educated are the people of this area?



Total Population (Age 25+)

72,300

Highest Level of Education Attained

Master's/Doctorate/Professional degree		4,636
Bachelor's degree		6,394
Some college or associate degree		17,085
High school graduate		23,230
Less than high school graduate		20,953

How many people have disabilities?

Population

Total Population (Non-Institutionalized, Age 5+)

107,822 **100.0%**

Number of People with Disabilities, by Type

Disability Type	Population #	Pct.
Sensory blindness, deafness, severe vision/hearing impairment	4,414	4.1%
Physical condition substantially limiting one or more basic physical activities, such as walking, climbing stairs, reaching, lifting or carrying	12,545	11.6%
Mental difficulty in learning, remembering or concentrating	7,422	6.9%
Self-care difficulty in dressing, bathing, or getting around inside the home	4,856	4.5%
Going Outside the Home (Age 16+) difficulty in going outside the home alone to shop or visit the doctor	11,783	10.9%
Employment (Age 16-64) difficulty in working at a job or business	11,566	10.7%