

2000 U.S. Census Data - Report 8

Education and Disabilities

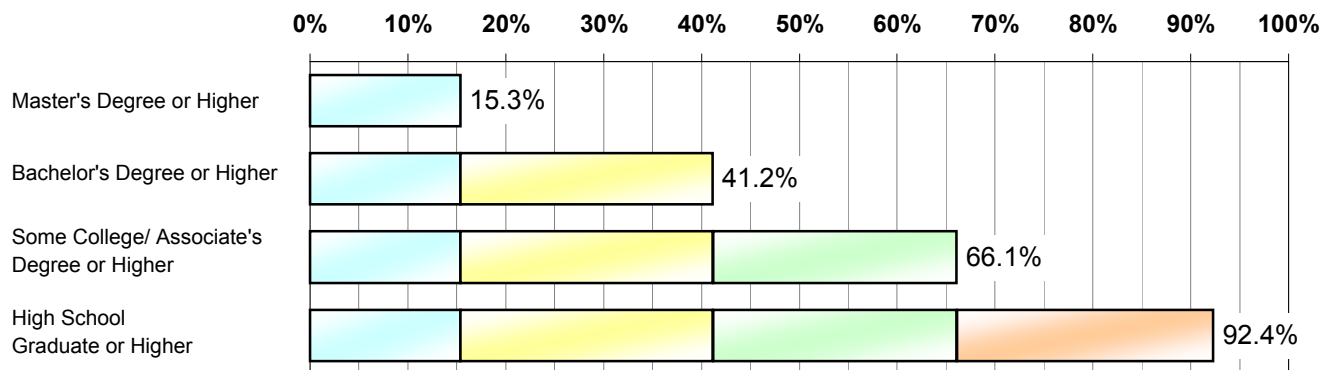
Vicariate: Bucks County Vicariate

Cluster:

Cluster 30

How educated are the people of this area?






Share of Population Attaining Educational Level



Total Population (Age 25+)

88,611

Highest Level of Education Attained

Master's/Doctorate/Professional degree		13,598
Bachelor's degree		22,893
Some college or associate degree		22,088
High school graduate		23,266
Less than high school graduate		6,763

How many people have disabilities?

Population

Pct.

Total Population (Non-Institutionalized, Age 5+)

118,886 100.0%

Number of People with Disabilities, by Type

Sensory blindness, deafness, severe vision/hearing impairment	2,731	2.3%
Physical condition substantially limiting one or more basic physical activities, such as walking, climbing stairs, reaching, lifting or carrying	5,677	4.8%
Mental difficulty in learning, remembering or concentrating	3,394	2.9%
Self-care difficulty in dressing, bathing, or getting around inside the home	1,635	1.4%
Going Outside the Home (Age 16+) difficulty in going outside the home alone to shop or visit the doctor	4,293	3.6%
Employment (Age 16-64) difficulty in working at a job or business	6,769	5.7%