

2000 U.S. Census Data - Report 8

Education and Disabilities

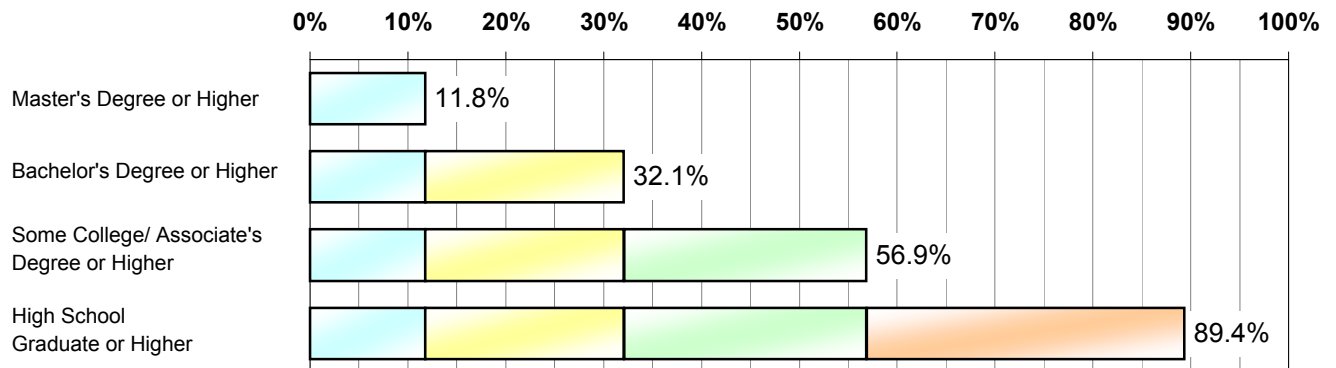
Vicariate: Bucks County Vicariate

Cluster:

Cluster 31

How educated are the people of this area?






Share of Population Attaining Educational Level



Total Population (Age 25+)

64,985

Highest Level of Education Attained

Master's/Doctorate/Professional degree		7,660
Bachelor's degree		13,228
Some college or associate degree		16,091
High school graduate		21,140
Less than high school graduate		6,864

How many people have disabilities?

Population

Pct.

Total Population (Non-Institutionalized, Age 5+)

88,466 100.0%

Number of People with Disabilities, by Type

Sensory	2,557	2.9%
blindness, deafness, severe vision/hearing impairment		
Physical	6,248	7.1%
condition substantially limiting one or more basic physical activities, such as walking, climbing stairs, reaching, lifting or carrying		
Mental	3,370	3.8%
difficulty in learning, remembering or concentrating		
Self-care	1,973	2.2%
difficulty in dressing, bathing, or getting around inside the home		
Going Outside the Home (Age 16+)	4,893	5.5%
difficulty in going outside the home alone to shop or visit the doctor		
Employment (Age 16-64)	5,166	5.8%
difficulty in working at a job or business		