

# 2000 U.S. Census Data - Report 8

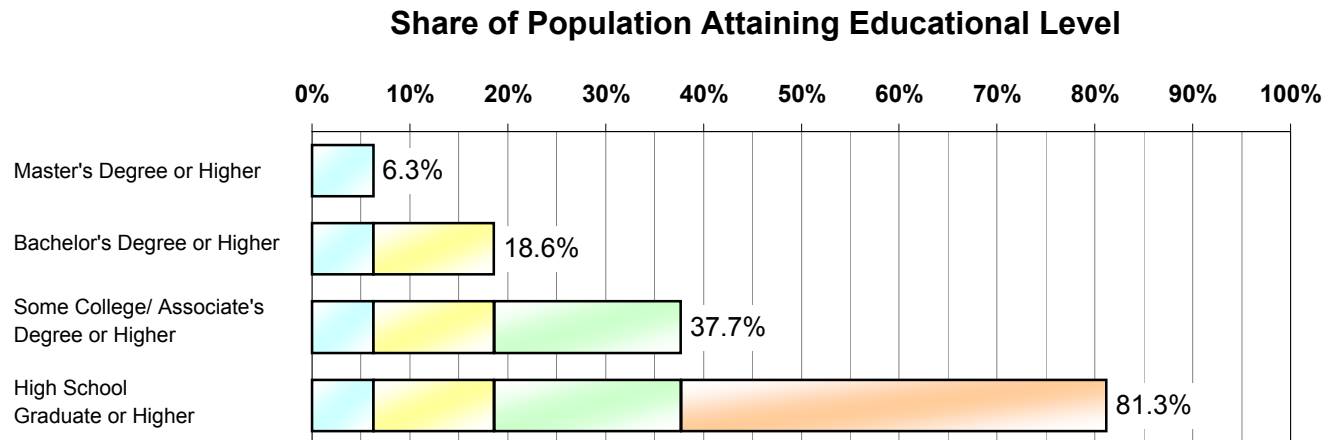
## Education and Disabilities

Vicariate: Chester County Vicariate

Cluster:

**Cluster 42**






*How educated are the people of this area?*



### Total Population (Age 25+)

**35,924**

#### Highest Level of Education Attained

Master's/Doctorate/Professional degree		2,256
Bachelor's degree		4,436
Some college or associate degree		6,865
High school graduate		15,634
Less than high school graduate		6,732

*How many people have disabilities?*

### Population

#### Total Population (Non-Institutionalized, Age 5+)

#	Pct.
<b>50,491</b>	<b>100.0%</b>

#### Number of People with Disabilities, by Type

<b>Sensory</b> blindness, deafness, severe vision/hearing impairment	1,786	3.5%
<b>Physical</b> condition substantially limiting one or more basic physical activities, such as walking, climbing stairs, reaching, lifting or carrying	3,752	7.4%
<b>Mental</b> difficulty in learning, remembering or concentrating	2,167	4.3%
<b>Self-care</b> difficulty in dressing, bathing, or getting around inside the home	1,224	2.4%
<b>Going Outside the Home (Age 16+)</b> difficulty in going outside the home alone to shop or visit the doctor	2,919	5.8%
<b>Employment (Age 16-64)</b> difficulty in working at a job or business	3,614	7.2%