

2000 U.S. Census Data - Report 8

Education and Disabilities

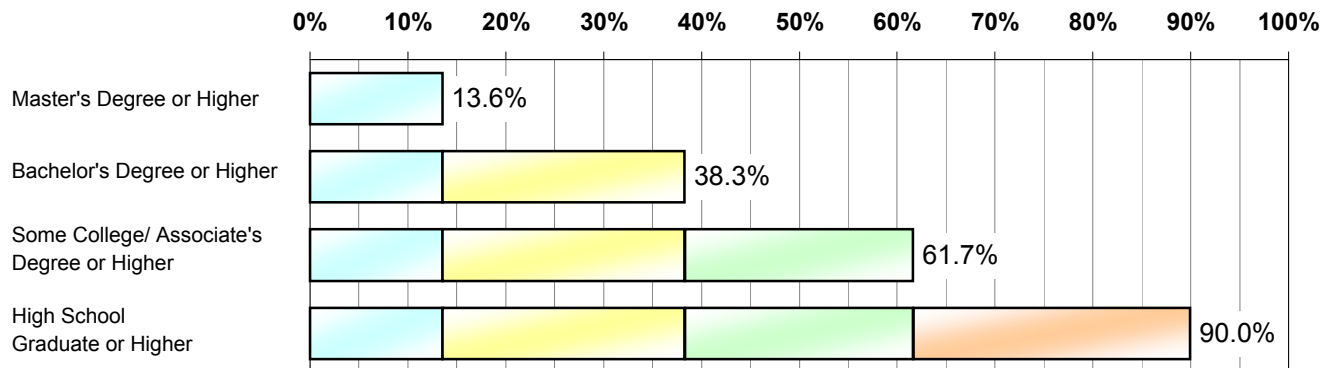
Vicariate: Chester County Vicariate

Cluster:

Cluster 43

How educated are the people of this area?






Share of Population Attaining Educational Level



Total Population (Age 25+)

65,363

Highest Level of Education Attained

Master's/Doctorate/Professional degree		8,860
Bachelor's degree		16,203
Some college or associate degree		15,244
High school graduate		18,496
Less than high school graduate		6,557

How many people have disabilities?

Population

Pct.

Total Population (Non-Institutionalized, Age 5+)

91,910 100.0%

Number of People with Disabilities, by Type

Sensory blindness, deafness, severe vision/hearing impairment	2,184	2.4%
Physical condition substantially limiting one or more basic physical activities, such as walking, climbing stairs, reaching, lifting or carrying	4,214	4.6%
Mental difficulty in learning, remembering or concentrating	2,746	3.0%
Self-care difficulty in dressing, bathing, or getting around inside the home	1,563	1.7%
Going Outside the Home (Age 16+) difficulty in going outside the home alone to shop or visit the doctor	3,513	3.8%
Employment (Age 16-64) difficulty in working at a job or business	4,902	5.3%