

2000 U.S. Census Data - Report 8

Education and Disabilities

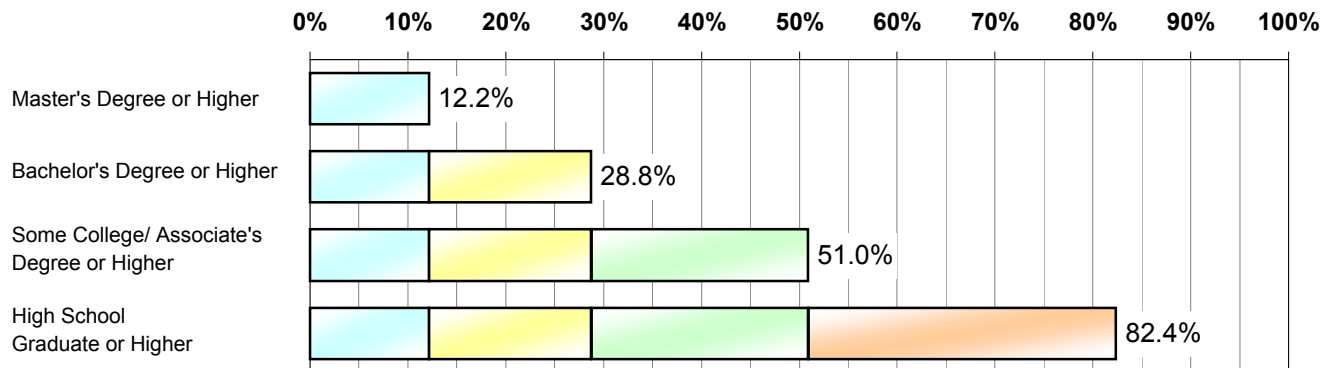
Vicariate: Delaware County Vicariate

Cluster:

Cluster 67

How educated are the people of this area?






Share of Population Attaining Educational Level



Total Population (Age 25+)

60,576

Highest Level of Education Attained

Master's/Doctorate/Professional degree		7,365
Bachelor's degree		10,078
Some college or associate degree		13,423
High school graduate		19,056
Less than high school graduate		10,654

How many people have disabilities?

Population

Pct.

Total Population (Non-Institutionalized, Age 5+)

83,544 100.0%

Number of People with Disabilities, by Type

Sensory blindness, deafness, severe vision/hearing impairment	3,027	3.6%
Physical condition substantially limiting one or more basic physical activities, such as walking, climbing stairs, reaching, lifting or carrying	6,996	8.4%
Mental difficulty in learning, remembering or concentrating	4,040	4.8%
Self-care difficulty in dressing, bathing, or getting around inside the home	2,458	2.9%
Going Outside the Home (Age 16+) difficulty in going outside the home alone to shop or visit the doctor	6,091	7.3%
Employment (Age 16-64) difficulty in working at a job or business	6,182	7.4%