

2000 U.S. Census Data - Report 8

Education and Disabilities

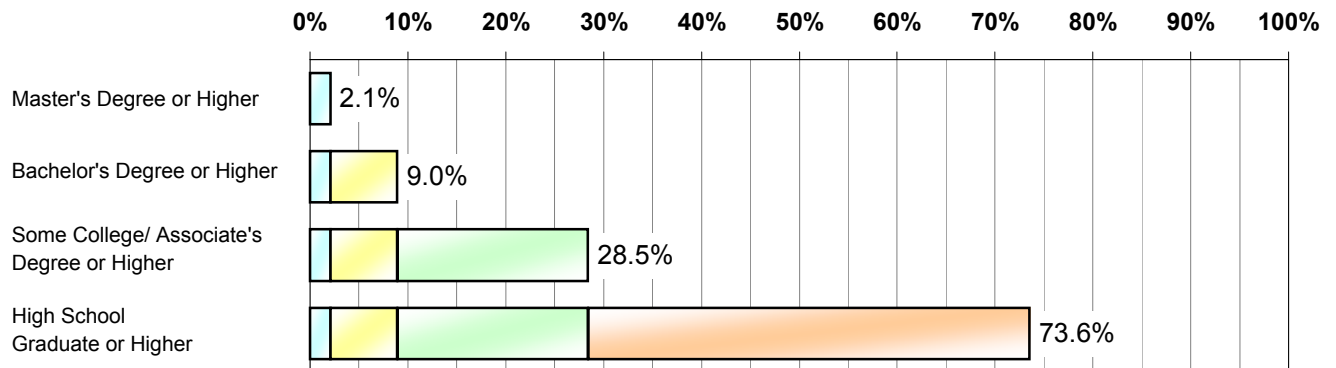
Cluster: 15
Vicariate: Philadelphia - North

FS#: 1100

Parish: **St. Bernard**

How educated are the people of this area?






Share of Population Attaining Educational Level



Total Population (Age 25+)

9,458

Highest Level of Education Attained

Master's/Doctorate/Professional degree		195
Bachelor's degree		654
Some college or associate degree		1,844
High school graduate		4,265
Less than high school graduate		2,503

How many people have disabilities?

Population

Pct.

Total Population (Non-Institutionalized, Age 5+)

13,104 100.0%

Number of People with Disabilities, by Type

Sensory blindness, deafness, severe vision/hearing impairment	508	3.9%
Physical condition substantially limiting one or more basic physical activities, such as walking, climbing stairs, reaching, lifting or carrying	1,425	10.9%
Mental difficulty in learning, remembering or concentrating	628	4.8%
Self-care difficulty in dressing, bathing, or getting around inside the home	470	3.6%
Going Outside the Home (Age 16+) difficulty in going outside the home alone to shop or visit the doctor	981	7.5%
Employment (Age 16-64) difficulty in working at a job or business	1,307	10.0%